



CARL T.C. GUTIERREZ
GOVERNOR OF GUAM

SEP 27 2001

The Honorable Joanne M. S. Brown
Legislative Secretary
I Mina'Bente Sais na Liheslaturan Guåhan
Twenty-Sixth Guam Legislature
Suite 200
130 Aspinal Street
Hagåtña, Guam 96910

Dear Legislative Secretary Brown:

Enclosed please find Substitute Bill No. 133 (COR) entitled: "AN ACT TO ADOPT A BUDGET FOR THE GUAM WATERWORKS AUTHORITY FOR FISCAL YEAR 2002" which was enacted into law without the signature of the Governor. This legislation is now designated as **Public Law No. 26-34**.

Very truly yours,

Carl T. C. Gutierrez
I Maga'Lahen Guåhan
Governor of Guam

Attachment: copy attached for enacted bill
original attached for vetoed bill

cc: The Honorable Antonio R. Unpingco
Speaker

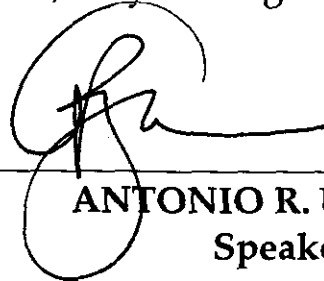
OFFICE OF THE LEGISLATIVE SECRETARY	
ACKNOWLEDGMENT RECEIPT	
Received By	
Time	2:42pm
Date	9/27/01

0484

MINA'BENTE SAIS NA LIHESLATURAN GUÅHAN
2001 (FIRST) Regular Session


CERTIFICATION OF PASSAGE OF AN ACT TO I MAGA'LAHEN GUÅHAN

This is to certify that Substitute Bill No. 133 (COR), "AN ACT TO ADOPT A BUDGET FOR THE GUAM WATERWORKS AUTHORITY FOR FISCAL YEAR 2002," was on the 13th day of September, 2001, duly and regularly passed.




ANTONIO R. UNPINGCO
Speaker

Attested:



JOANNE M.S. BROWN
Senator and Legislative Secretary

This Act was received by I Maga'lahaen Guåhan this 13th day of September, 2001,
at 1:10 o'clock P.M.



Assistant Staff Officer
Maga'lahaen's Office

APPROVED:

CARL T. C. GUTIERREZ
I Maga'lahaen Guåhan

Date: September 26, 2001

Public Law No. 26-34
*Became law without the signature
of I Maga'lahaen Guahan, the
Governor of Guam*

MINA'BENTE SAIS NA LIHESLATURAN GUÅHAN
2001 (FIRST) Regular Session

Bill No. 133 (COR)

As substituted by the Committees on
Natural Resources and Ways and Means
and as amended in the Committee of the
Whole.

Introduced by:

J. M.S. Brown
K. S. Moylan
T. C. Ada
J. T. Won Pat
J. F. Ada
F. B. Aguon, Jr.
E. B. Calvo
F. P. Camacho
M. C. Charfauros
Mark Forbes
L. F. Kasperbauer
L. A. Leon Guerrero
V. C. Pangelinan
A. L.G. Santos
A. R. Unpingco

**AN ACT TO ADOPT A BUDGET FOR THE GUAM
WATERWORKS AUTHORITY FOR FISCAL YEAR
2002.**

1 **BE IT ENACTED BY THE PEOPLE OF GUAM:**

2 **Section 1. Legislative Findings and Intent.** In accordance with Public
3 Law Number 26-15, the Guam Waterworks Authority ("GWA") transmitted
4 to *I Liheslaturan Guåhan* the "*Guam Waterworks Authority Proposed Fiscal Year*
5 *2002 Budget.*"

1 GWA continues to experience revenue losses whilst struggling as an
2 autonomous agency. *I Liheslaturan Guåhan* finds that in order to insure
3 greater accountability for the management and operations of Guam's water
4 resources, finances and public assets, *I Liheslaturan Guåhan* has assumed the
5 responsibility to examine, amend and approve the proposed Fiscal Year 2002
6 budget for GWA.

7 **Section 2. Budgetary Mandate, Short Title and Construction.**

8 Notwithstanding any other provision of law, this Act shall be the Fiscal Year
9 2002 budget for GWA and shall be known as the "*Guam Waterworks Authority*
10 *Fiscal Year 2002 Budget Act.*"

11 *Except* as otherwise provided for in this Act, the budget funding
12 authorizations made by this Act shall be available to pay for obligations
13 incurred *on or after* October 1, 2001, but *no later than* September 30, 2002. This
14 Act shall be strictly construed as a line item budget for GWA's Fiscal Year
15 2002.

16 *If* any provision of this Act is found contrary to Federal law, all other
17 provisions shall remain valid.

18 **Section 3. GWA FY2002 Budget Adoption.** The GWA Fiscal Year
19 2002 budget proposal, as amended in **Exhibit A**, a copy of which is
20 attached hereto and incorporated by reference herein, is hereby *adopted* as the
21 Fiscal Year 2002 budget for GWA, *subject* to all provisions of this Act. *I*
22 *Liheslaturan Guåhan* also hereby adopts the GWA FY2002 Budget Digest
23 Summary, a copy of which is attached hereto as **Exhibit B**, *subject* to all
24 provisions of this Act.

1 **Section 4. Estimated Revenues.** *I Liheslaturan Guåhan* adopts Thirty-
2 seven Million Seven Hundred Twelve Thousand One Hundred Nine Dollars
3 (\$37,712,109) as the revenue forecast for GWA for Fiscal Year 2002. Any
4 funds collected in excess of said amount shall *not* be expended without the
5 prior consent and appropriation of *I Liheslaturan Guåhan*, but shall be
6 deposited into the GWA Budget Reserve Account as mandated in § 8 of this
7 Act.

8 **Section 5. Exempt Revenues.** Revenues collected from the
9 surcharge which may be authorized by the Public Utilities Commission
10 (“PUC”) as a result of PUC Docket Numbers 00-01:A and 01-08 shall *only* be
11 expended according to the purposes set forth in the PUC’s order.

12 **Section 6. FY2002 Staffing Pattern.** The approved staffing pattern
13 for the FY2002 GWA budget is contained within the attached **Exhibit A**,
14 a copy of which is attached hereto and incorporated by reference herein.

15 (a) GWA is authorized three hundred thirty-three (333)
16 positions with sixteen (16) un-funded vacancies, for a total of *only* three
17 hundred forty-nine (349) Full-Time Equivalency (“FTE”) positions.

18 (b) *Except* with the prior approval of the PUC and in accordance
19 with GWA’s budget and budget staffing pattern for Fiscal Year 2002, as
20 approved by *I Liheslaturan Guåhan* and in accordance with this Act,
21 GWA shall *not* fill any vacant position pending the PUC’s completion of
22 the staffing and manpower study of GWA, as required by Public Law
23 Number 26-23.

24 **Section 7. GWA Cost Containments.**

1 **(a) Freeze on GWA Salary Increments and Merit Bonuses.**

2 **(1) Salary Increments and Merit Bonus Freezes.**

3 Notwithstanding any other provision of law, rule or regulation,
4 effective October 1, 2001, there is hereby put into effect a freeze on
5 *all* GWA salary increments and merit bonuses which shall remain
6 in effect through September 30, 2002, and shall be applicable to all
7 positions within GWA.

8 **(2) Continuation of Annual Review.** The freeze on GWA
9 salary increments shall *not* preclude GWA from conducting their
10 normal personnel reviews, which routinely precede such salary
11 adjustments for each employee.

12 **Section 8. GWA Budget Reserve Account.** GWA shall establish the
13 *"GWA Budget Reserve Account."*

14 (a) Funds within the *"GWA Budget Reserve Account"* shall *not* be
15 used, transferred nor otherwise expended by GWA, nor any other
16 government official nor entity without the prior consent and
17 appropriation by *I Liheslaturan Guåhan*.

18 (b) GWA shall deposit the sum of Six Hundred Eleven
19 Thousand One Hundred One Dollars (\$611,101.00) from revenues
20 collected for FY2002 into the GWA Budget Reserve Account. Said
21 amount is reflected in **Exhibit B** under the *"Special Reserve"* category. In
22 addition to this amount, the funding listed in **Exhibit A** for all positions
23 vacant on October 1, 2001 or becoming vacant thereafter shall revert to
24 the GWA Budget Reserve Account.

1 **Section 9. Build-Operate-Transfer (“BOT”) Projects.**

2 Notwithstanding any other provision of law to the contrary and in addition to
3 the PUC’s oversight authority over BOT activities as conferred by Public Law
4 Number 26-14, the PUC is hereby authorized to designate the BOT projects,
5 which shall be undertaken by GWA, and to establish the scope and timeline
6 for the procurement of such BOT projects by GWA. GWA shall strictly
7 comply with all PUC orders.

8 **Section 10. Reports.** The General Manager of GWA shall submit the
9 following reports to *I Liheslaturan Guåhan*.

10 **(a) Overtime Expenditure Report.** Beginning on November
11 15, 2001, a written overtime expenditure report for the previous two (2)
12 pay periods shall be submitted on or before the fifteenth (15th) day of
13 every month following. Said report shall include: (i) the name and
14 position of every employee who received overtime pay; (ii) the purpose
15 of the overtime payment; (iii) the amount paid for overtime to each
16 employee during the report period; *and* (iv) the cumulative overtime
17 paid to date to the respective employee.

18 **(b) Financial Activity Report.** For every fiscal quarter, a
19 written status report shall be submitted for the following:

- 20 1. Expenditure breakdown on laboratory contractual
21 services;
- 22 2. Expenditure breakdown for water purchases from
23 vendors;

1 3. Contracts awarded, detailing the (i) nature of every
2 contract awarded, (ii) contractor receiving the award, (iii) amount
3 of the contract, (iv) contract account number, (v) contract start and
4 completion date, *and* (vi) the project status;

5 4. **Vacant Positions.** A list of every currently
6 vacant GWA FTE position; *and*

7 5. **Financial Summary.** A summary of: (i) actual
8 revenue collected, (ii) revenue expenditure, (iii) revenue collection
9 for accounts receivables, (iv) aging of accounts receivables, (v)
10 aging of accounts payables, *and* (vi) a summary of money
11 collected for accounts receivable by GWA for fiscal years before
12 FY2002.

13 The aforementioned reports shall be due thirty (30) days after each
14 quarter.

15 **Section 11. Line Item Budget Restriction.** GWA shall
16 *not* change nor modify any line item budget appropriation amount as
17 contained in **Exhibit A**, including, but *not* limited to, utilities accounts,
18 contractual services accounts or personnel services accounts without prior
19 authorization by *I Liheslaturan Guåhan*.

20 **Section 12. Limitation Upon Transfer Authority.** The GWA Board of
21 Directors may authorize a transfer of *up to* a total of five percent (5%) for the
22 fiscal year any line item in the Fiscal Year 2002 budget to any other line item
23 in said budget, *except* that no transfer authority shall apply to the Utilities
24 Category (Power, Water Purchases, Telephone) or Personnel Services

1 Category (Salaries and Wages, Holiday Pay, Night Differential, Hazardous
2 Pay, Benefits, Vacant), as identified in the attached Exhibit A without prior
3 consent and appropriation of *I Liheslaturan Guåhan*. Except as otherwise
4 provided for in this Act, no other government official nor entity shall have
5 authority to transfer funds from or within GWA.

6 In the case of the Contractual Services Category, as identified in the
7 attached Exhibit A, the GWA Board of Directors shall *only* have the authority
8 to transfer *no more than* five percent (5%) from: (i) Contractual Services Legal
9 and (ii) Advertising. No transfer authority is authorized for any other
10 contractual service, as identified in the attached Exhibit A (Contractual
11 Services Other, Regulatory Commission, Contractual Services Laboratory,
12 Contractual Services Accounting, Contractual Services Insurance, Office
13 Rental).

14 Notwithstanding the provisions of this Section, the GWA General
15 Manager shall have *up to* a total of fifteen percent (15%) transfer authority for
16 Overtime for the fiscal year in the Fiscal Year 2002 budget for GWA personnel
17 within GWA operational business units.

18 Notwithstanding the provisions of this Section, the GWA General
19 Manager shall have *up to* a total of fifteen percent (15%) transfer authority for
20 Equipment Rental for the fiscal year in the Fiscal Year 2002 budget for GWA
21 operational business units.

22 **Section 13. Line of Credit-Loan Authorization.**

23 (a) The Board of Directors of GWA may obtain with the prior
24 approval of the PUC, a loan or line of credit for a term *not to exceed* sixty

1 (60) months and in an amount *not to exceed* Six Million Dollars
2 (\$6,000,000), but *only* for the capital outlays described in Exhibit A.

3 (b) This loan or line of credit referred to in Subsection (a) shall
4 use for debt service the revenue reserves of One Million Six Hundred
5 Fifty-five Thousand Eight Hundred Seventy-nine Dollars (\$1,655,879),
6 which is the difference between the FY2002 revenue forecast of Thirty-
7 seven Million Seven Hundred Twelve Thousand One Hundred Nine
8 Dollars (\$37,712,109) and the combined total of the authorization in
9 Subsection (c) herein and the FY2002 funding authorization of Thirty-
10 five Million Eight Hundred Thirty-nine Thousand Five Hundred Sixty-
11 four Dollars (\$35,839,564).

12 (c) Notwithstanding any other provision of this Act or the
13 Exhibits, Two Hundred Sixteen Thousand Six Hundred Sixty-six Dollars
14 (\$216,666.00) of the Fiscal Year 2002 revenues shall be used as payment
15 on the One Million Three Hundred Thousand Dollars (\$1,300,000) in
16 debt service owed in Fiscal Year 2002 for the IBM / J.D. Edwards loan.
17 The Board of Directors shall make its best efforts to refinance this debt
18 for a term *not to exceed* sixty (60) months, and shall inform *I Liheslaturan*
19 *Guåhan* of its efforts and the status of the refinancing every twenty (20)
20 days.

21 **Section 14. Regulatory Compliance.** *I Liheslaturan*

22 *Guåhan* expresses serious concern over the U.S. Environmental Protection
23 Agency's Administrative Order on Consent in PUC Docket Number CWA-
24 402-9-01-019 dated August 16, 2001. This Order reports chronic GWA

1 violation of Federal environmental law and orders GWA to submit a financial
2 plan by January 31, 2002 to secure an estimated Forty Million Six Hundred
3 Thousand Dollars (\$40,600,000) to bring its wastewater collection, treatment
4 and disposal systems into compliance with its NPDES permits and the Clean
5 Water Act. Under existing law, any such financial plan shall require the
6 approval of *I Liheslaturan Guåhan* and the PUC. Accordingly, PUC shall
7 report to *I Liheslaturan Guåhan* during its December, 2001 regulatory session
8 upon the following matters:

9 (a) A proposed GWA financial plan, including
10 recommendations, in consultation with Guam Economic Development
11 Authority, as to available and appropriate sources of funding for the
12 plan. The plan should evaluate the rate impact of each funding
13 alternative.

14 (b) The feasibility of using the BOT statutes, Public Law
15 Number 24-37, as amended by Public Law Number 26-14, to undertake
16 the corrective actions mandated by the Administrative Order. In
17 addressing this matter, PUC shall examine relevant operational issues.

18 (c) The impact of the financial plan on GWA's approved FY2002
19 budget.

20 (d) Federal grants and loan programs available for water
21 utilities.

22 (e) Recommended legislation, which would be necessary to
23 implement PUC's recommendations.

24 **Section 15. Severability.** *If any provision of this Law or its*
25 *application to any person or circumstance is found to be invalid or contrary to*

1 law, such invalidity shall *not* affect other provisions or applications of this
2 Law which can be given effect without the invalid provisions or its
3 application, and to this end the provisions of this law are severable.

EXHIBIT A
AUTHORIZED



BUDGET YEAR 2002 ASSUMPTIONS

- A. No contingency funding for natural disasters is provided. Authorization for funds will be sought immediately when necessary.
- B. Funds are provided for local Operator Certification Training and Examinations for both water and wastewater employees.
- C. Efforts are ongoing to identify external funding sources for corrective actions estimated at \$41 million on all Administrative Orders and Notices of Violation that remain intact. Funding for penalties is budgeted at \$100,000.
- D. Staffing is currently 333 full time employees and 16 vacant positions. This budget provides for 349 full time positions.
- E. This budget does not provide for increases in power or telephone rates. Fiscal Year 2001 power purchases were under-funded due to fuel adjustments.
- F. Water purchases from the Navy is projected not to exceed 7 million gallons a day. The cost of the Navy water is projected at the rate of \$1.60 per k-gal.
- G. Water purchases from the Air Force and Earth Tech are assumed to remain constant throughout this fiscal year.
- H. Projected revenue is based on current PUC approved rates.
- I. Projected revenue excludes fire hydrant billing (\$786,300/year)
- J. Projected revenue allows for uncollectible accounts at 5%.
- K. This budget includes cost to outsource additional services:
 - Meter Reading
 - Generator Maintenance
 - Collection Services
 - Messenger/Courier Services
- L. This budget does not provide for Tiyon Office rental costs.
- M. This budget provides \$200,000 for insurance requirements on facilities repaired through funds from the Federal Emergency Management Administration (FEMA).

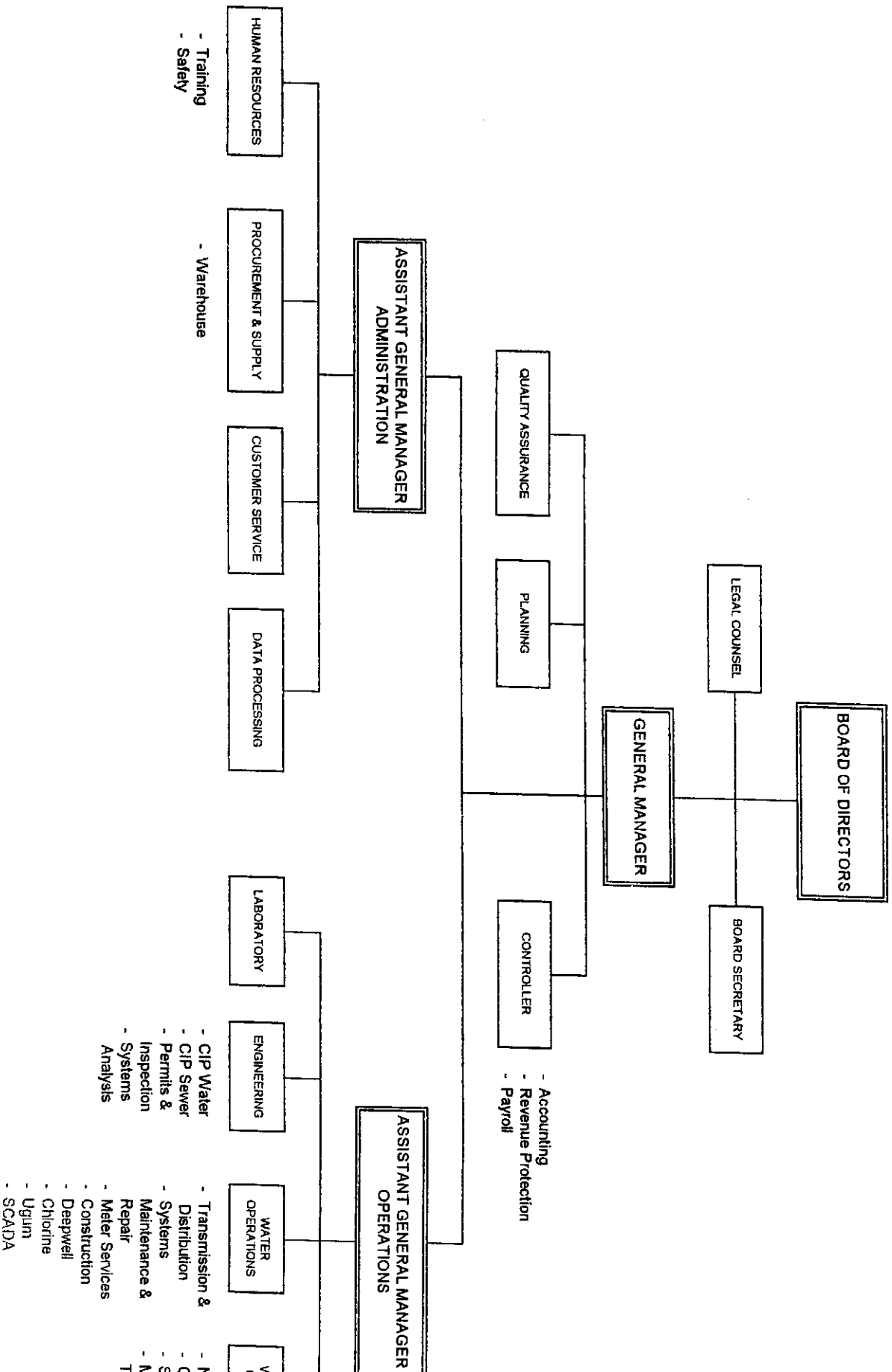
**Guam Waterworks Authority
Revenue Projection
FY 2002**

Class Description	FY 02			
	FY 00	Projected FY 01	Est Mo. Revenue	Annualized
Water Revenue				
Agriculture	\$ 163,462	\$ 178,698	\$ 13,687	\$ 164,249
Golf Course	\$ 75,409	\$ 103,800	\$ 8,541	\$ 102,492
Commercial I	\$ 2,891,147	\$ 3,270,766	\$ 284,703	\$ 3,416,433
Commercial II	\$ 543,519	\$ 562,378	\$ 44,815	\$ 537,781
Commercial III	\$ 621,077	\$ 648,391	\$ 55,019	\$ 660,232
Federal Government	\$ 16,082	\$ 20,791	\$ 1,158	\$ 13,892
Local Government	\$ 1,749,164	\$ 1,926,512	\$ 153,021	\$ 1,836,256
Hotel	\$ 3,022,918	\$ 2,956,992	\$ 228,089	\$ 2,737,067
Irrigation	\$ 119,892	\$ 154,194	\$ 13,334	\$ 160,003
Residential	\$ 15,202,140	\$ 15,272,241	\$ 1,301,592	\$ 15,619,102
Total Water	\$ 24,404,809	\$ 25,094,763	\$ 2,103,959	\$ 25,247,508
Wastewater Revenue				
Commercial I	\$ 716,415	\$ 927,376	\$ 80,727	\$ 968,721
Commercial II	\$ 456,484	\$ 533,444	\$ 42,958	\$ 515,499
Commercial III	\$ 787,828	\$ 813,774	\$ 69,308	\$ 831,692
Federal Government	\$ 1,620,268	\$ 1,655,372	\$ 129,024	\$ 1,548,289
Local Government	\$ 845,480	\$ 839,878	\$ 63,128	\$ 757,538
Hotel	\$ 2,830,684	\$ 2,763,225	\$ 213,544	\$ 2,562,532
Residential	\$ 6,102,405	\$ 5,756,757	\$ 497,789	\$ 5,973,467
Total Wastewater	\$ 13,359,563	\$ 13,289,826	\$ 1,096,478	\$ 13,157,739
Miscellaneous Revenue	\$ 510,646	\$ 397,923	\$ 37,500	\$ 450,000
Total Operating Revenue	\$ 38,275,018	\$ 38,782,512	\$ 3,237,937	\$ 38,855,246
Other Revenue				
* DOI Grant-50% wages/trng		\$ 156,000		\$ 39,000
Prior Period Revenue Collection		\$ -		\$ 760,625
Total Other Revenue	\$ -	\$ 156,000		\$ 799,625
Less 5% uncollectible				\$ (1,942,762)
Grand Total	\$ 38,275,018	\$ 38,938,512		\$ 37,712,109

* Grant to cover 50% of wages & training for 5 positions over a 3 year period with only \$39,000 remaining for FY 2002.

GUAM WATERWORKS AUTHORITY

ORGANIZATIONAL CHART



**Guam Waterworks Authority
O&M Comparison
by Fiscal Year**

Operating Expenses	Actual FY 99	Actual FY 00	Approved 01 Budget	FY 02 Board Approved	FY 02 Authorized Level
Personnel Services					
Wages & Salaries	\$ 12,023,076	\$ 11,135,905	\$ 9,678,439	\$ 10,670,138	\$ 10,306,142
Holiday Pay	\$ 436,156	\$ 322,672	\$ 253,339	\$ 280,000	\$ 280,000
Night Differential	\$ 254,067	\$ 179,246	\$ 133,358	\$ 148,780	\$ 148,780
Overtime	\$ 1,916,929	\$ 1,840,872	\$ 679,694	\$ 600,000	\$ 600,000
Hazardous Pay	\$ 734,655	\$ 446,396	\$ 264,563	\$ 265,709	\$ 265,709
Benefits	\$ 3,327,203	\$ 3,068,403	\$ 3,375,400	\$ 3,126,574	\$ 2,852,627
Vacant (moved to special reserves)	\$ -		\$ 1,367,420	\$ 297,866	
Total Personnel Services	\$ 18,692,086	\$ 16,993,494	\$ 15,752,213	\$ 15,389,067	\$ 14,453,258
Ratio (%)	50%	42%	43%	43%	40%
Contractual Services					
Contract Ser Other	\$ 1,954,002	\$ 2,461,918	\$ 2,339,909	\$ 2,092,110	\$ 2,114,110
Equipment Rental	\$ 1,297,261	\$ 3,239,133	\$ 1,467,372	\$ 769,000	\$ 769,000
Regulatory Commission	\$ 132,169	\$ 253,405	\$ 100,000	\$ 150,000	\$ 375,000
Contract Ser Lab	\$ 111,512	\$ 85,753	\$ 227,708	\$ 515,000	\$ 515,000
Contract Ser Legal	\$ 217,555	\$ 146,295	\$ 200,000	\$ 200,000	\$ 200,000
Contract Ser Eng	\$ 15,170	\$ -	\$ 300,000	\$ -	\$ -
Contract Ser Acct	\$ -	\$ 601	\$ 40,000	\$ 650,000	\$ 650,000
Insurance	\$ 39,129	\$ 41,145	\$ 65,000	\$ 330,000	\$ 330,000
Advertising Expenses	\$ 5,527	\$ 47,610	\$ 55,000	\$ 50,000	\$ 50,000
Building Rental	\$ -	\$ -	\$ 4,800	\$ 4,800	\$ 4,800
Total Contractual Services	\$ 3,772,325	\$ 6,275,860	\$ 4,799,789	\$ 4,760,910	\$ 5,007,910
Ratio (%)	10%	16%	13%	13%	14%
Utilities					
Power Purchases	\$ 6,791,869	\$ 8,244,320	\$ 7,786,096	\$ 7,489,182	\$ 7,489,182
Water Purchases	\$ 6,301,890	\$ 6,618,266	\$ 5,310,750	\$ 5,800,000	\$ 5,800,000
Telephone	\$ 166,724	\$ 185,344	\$ 167,700	\$ 101,549	\$ 101,549
Total Utilities	\$ 13,260,483	\$ 15,047,930	\$ 13,264,546	\$ 13,390,731	\$ 13,390,731
Ratio (%)	35%	37%	36%	37%	37%
Materials & Supplies					
Material & Supplies	\$ 1,163,540	\$ 1,710,660	\$ 1,538,928	\$ 1,294,164	\$ 1,294,164
Chemicals	\$ 310,955	\$ 254,669	\$ 722,573	\$ 500,000	\$ 500,000
Total Materials & Supplies	\$ 1,474,495	\$ 1,965,329	\$ 2,261,501	\$ 1,794,164	\$ 1,794,164
Ratio (%)	4%	5%	6%	5%	5%
Transportation Expense	\$ 233,406	\$ 188,460	\$ 664,931	\$ 500,000	\$ 500,000
Ratio (%)	1%	0%	2%	1%	1%
Miscellaneous	\$ 8,480	\$ 3,599	\$ 9,951	\$ 82,400	\$ 82,400
Ratio (%)	0%	0%	0%	0%	0%

GUAM WATERWORKS AUTHORITY

PART – A

Authorized Budget by Business Unit

Guam Waterworks Authority
Authorized Budget
FY 2002

	Consolidate	Description	Class 2	FY99 Actual	FY 00 Actual	FY 01 Approved Budget	FY 02 Authorized Level
	150060108101	Emp Salaries/Wage	Wages & Salaries	\$ 30,614	\$ 15,783	\$ -	\$ 32,083
	150060108106	Night Diff	Night Diff	\$ 12		\$ -	\$ -
	150060108109	Overtime	Overtime	\$ 138		\$ -	\$ -
	150060408112	Retirement	Benefits	\$ 5,864	\$ 2,936	\$ -	\$ 5,967
	150060408113	Life Insurance	Benefits	\$ 80	\$ 24	\$ -	\$ 106
	150060408114	Hospital Insurance	Benefits	\$ -	\$ 229	\$ -	\$ 3,607
	150060408115	Dental Insurance	Benefits	\$ -		\$ -	\$ 446
	150060408116	Medicare	Benefits	\$ 345		\$ -	\$ 465
	150060108101	Vacant	Vacant	\$ -		\$ 21,495	\$ -
	150063308321	Legal Service	Contract Ser Legal	\$ 11,401	\$ 80,709	\$ -	\$ -
	150063608321	Consult/Prof Svc	Contract Ser Other	\$ -	\$ -	\$ -	\$ -
	150064108314	RentBuildProperty	RentBuildProperty				\$ -
	150066708326	Reg Comm Exp-OTH	Regulatory Commission	\$ 132,169	\$ 253,405	\$ 100,000	\$ 375,000
	150062008405	Office Supplies	Material Supplies	\$ 1,099	\$ 2,737	\$ 373	\$ 500
	150062008501	Office Eq < \$750	Material Supplies	\$ -	\$ 250	\$ -	\$ -
	150067508600	Miscellaneous	Miscellaneous	\$ 163		\$ -	\$ -
	150067508602	Board Stipends	Miscellaneous	\$ 3,050	\$ 2,150	\$ 1,750	\$ 8,400
	150061508701	Purchase Power	Purchase Power	\$ -		\$ 3,600	\$ 3,000
	150063608703	Telephone	Telephone	\$ -	\$ 1,670	\$ 3,600	\$ 1,040
	1500	Number of Employees	Number of Employees	1	1	-	1
	1500	Vacant Position	Vacant Position	-	-	1	-
				\$ 184,936	\$ 359,893	\$ 130,818	\$ 430,614

Guam Waterworks Authority
Authorized Budget
FY 2002

	Consolidate	Description	Class 2	FY99 Actual	FY 00 Actual	FY 01 Approved Budget	FY 02 Authorized Level
	210560108101	Emp Salaries/Wage	Wages & Salaries	\$ 212,809	\$ 217,822	\$ 123,892	\$ 123,909
	210560408112	Retirement	Benefits	\$ 39,966	\$ 40,523	\$ 29,622	\$ 23,088
	210560408113	Life Insurance	Benefits	\$ 512	\$ 491	\$ 360	\$ 318
	210560408114	Hospital Insurance	Benefits	\$ 1,102	\$ 2,621	\$ 6,000	\$ 1,253
	210560408115	Dental Insurance	Benefits	\$ 175	\$ 405	\$ 750	\$ 148
	210560408116	Medicare	Benefits	\$ 1,594	\$ 2,606	\$ 1,796	\$ 1,797
	210560108101	Vacant	Vacant	\$ -		\$ 47,622	\$ -
	210563608204	OffislandTrn	Contract Ser Other	\$ 90		\$ -	
	210565008206	POV Milg Reimb	Trans Expense	\$ -		\$ 2,500	\$ -
	210566008301	Advertising Expenses	Advertising Expenses	\$ -	\$ 12,461	\$ -	\$ -
	210562008302	Subscriptions	Material Supplies	\$ 1,175	\$ 625	\$ 250	\$ 250
	210563108321	Contract Ser Eng	Contract Ser Eng	\$ 15,170		\$ 300,000	\$ -
	210563608303	Print/CopierSvc	Contract Ser Other	\$ 5,126	\$ 3,548	\$ -	\$ -
	210563608303	Courier Ser	Contract Ser Other	\$ -	\$ -	\$ -	\$ 20,000
	210563308320	Legal Service	Contract Ser Legal	\$ 206,155	\$ 65,586	\$ 200,000	\$ 200,000
	210563608321	Consult/Prof Svc	Contract Ser Other	\$ 470,215	\$ 374,031	\$ 120,000	\$ -
	210563608331	Renovat.of Facil.	Contract Ser Other	\$ -	\$ 500	\$ -	\$ -
	210563608365	VariousRprSrvcs	Contract Ser Other	\$ -	\$ -	\$ 250	\$ -
	210565008402	Fuel/Lubricants	Trans Expense	\$ 499	\$ 17	\$ 1,000	\$ -
	210562008405	Office Supplies	Material Supplies	\$ 4,862	\$ 14,735	\$ 18,433	\$ 4,000
	210562008408	Operational Sup/Mat	Material Supplies	\$ 1,012	\$ 2,752	\$ -	\$ -
	210562008419	Safety Supplies	Material Supplies			\$ -	\$ -
	210562008501	Office Eq < \$750	Material Supplies	\$ 527	\$ 3,220	\$ 250	\$ -
	210561508701	Purchase Power	Purchase Power	\$ -		\$ 6,000	\$ 5,000
	210563608703	Telephone	Telephone	\$ 14,037	\$ 13,429	\$ 9,600	\$ 5,245
	210563608704	Cellular	Contract Ser Other	\$ 3,948		\$ -	\$ -
	210563608705	Radio/Page	Contract Ser Other	\$ -	\$ 726	\$ 288	\$ 288
	210563608706	Toll Charges	Contract Ser Other	\$ 218	\$ 454	\$ 450	\$ 250
	210564108314	RentBuildProperty	RentBuildProperty	\$ -	\$ -	\$ -	\$ -
	2105	Number of Employees	Number of Employees	6	6	3	3
	2105	Vacant Position	Vacant Position	-	-	2	-
				\$ 979,193	\$ 756,553	\$ 869,063	\$ 385,546

Guam Waterworks Authority
Authorized Budget
FY 2002

	Consolidate	Description	Class 2	FY99 Actual	FY 00 Actual	FY 01 Approved Budget	FY 02 Authorized Level
	221060108101	Emp Salaries/Wage	Wages & Salaries	\$ 251,735	\$ 261,883	\$ 280,588	\$ 225,487
	221060108104	Holiday Pay	Holiday Pay	\$ -	\$ 208	\$ -	
	221060408112	Retirement	Benefits	\$ 48,487	\$ 48,867	\$ 64,123	\$ 42,850
	221060408113	Life Insurance	Benefits	\$ 648	\$ 734	\$ 840	\$ 636
	221060408114	Hospital Insurance	Benefits	\$ 6,767	\$ 8,040	\$ 14,000	\$ 7,365
	221060408115	Dental Insurance	Benefits	\$ 937	\$ 893	\$ 1,750	\$ 891
	221060408116	Medicare	Benefits	\$ 2,356	\$ 3,152	\$ 3,889	\$ 3,340
	221060108101	Vacant	Vacant	\$ -			\$ -
	221065008206	POV Milg Reimb	Trans Expense	\$ 276	\$ 698	\$ 500	\$ -
	221063608303	Print/CopierSvc	Contract Ser Other	\$ -	\$ 83	\$ 2,000	\$ 500
	221063608321	Consultant/Pro	Contract Ser Other	\$ -		\$ 100,000	\$ -
	221063608365	VariousRprSrvcs	Contract Ser Other	\$ -		\$ 200	\$ -
	221062008419	Safety Supplies	Material Supplies	\$ -		\$ -	\$ -
	221062008405	Office Supplies	Material Supplies	\$ 220	\$ 57	\$ 371	\$ -
	221062008408	Operational Sup/Mat	Material Supplies	\$ -	\$ 62	\$ -	\$ -
	221062008501	Office Eq < \$750	Material Supplies	\$ -	\$ 154	\$ 1,500	\$ -
	221061508701	Purchase Power	Purchase Power	\$ -		\$ 6,000	\$ 5,000
	221063608703	Telephone	Telephone	\$ 2,582	\$ 1,612	\$ 3,600	\$ 2,600
	221064108314	RentBuildProperty	RentBuildProperty	\$ -	\$ -	\$ -	\$ -
		Special Reserves	Special Reserves	\$ -	\$ -	\$ -	\$ 4,889
	2210	Number of Employees	Number of Employees	7	7	7	6
	2210	Vacant Position	Vacant Position	-	-	-	-
				\$ 314,015	\$ 326,444	\$ 479,361	\$ 293,558

Guam Waterworks Authority
 Authorized Budget
 FY 2002

	Consolidate	Description	Class 2	FY99 Actual	FY 00 Actual	FY 01 Approved Budget	FY 02 Authorized Level
	230060108101	Emp Salaries/Wage	Wages & Salaries	\$ 113,500	\$ 104,345	\$ 108,700	\$ 102,909
	230060108104	Holiday Pay	Holiday Pay	\$ 18	\$ 165	\$ -	
	230060408112	Retirement	Benefits	\$ 22,667	\$ 19,202	\$ 24,354	\$ 19,687
	230060408113	Life Insurance	Benefits	\$ 281	\$ 203	\$ 360	\$ 318
	230060408114	Hospital Insurance	Benefits	\$ -	\$ 459	\$ 6,000	\$ 1,253
	230060408115	Dental Insurance	Benefits	\$ -	\$ -	\$ -	\$ 149
	230060408116	Medicare	Benefits	\$ 314		\$ 1,477	\$ 1,535
	230060108101	Vacant	Vacant	\$ -		\$ 6,844	\$ -
	230065708352	Liab Claims	Insurance	\$ 26,740	\$ 41,145	\$ 65,000	\$ 325,000
	230063608365	VariousRprSrvcs	Contract Ser Other	\$ -		\$ -	\$ -
	230062008405	Office Supplies	Material Supplies	\$ 914		\$ 1,052	\$ 1,200
	230062008419	Safety Supplies	Material Supplies			\$ -	\$ -
	230062008501	Office Eq < \$750	Material Supplies	\$ 209		\$ -	\$ -
	230063608703	Telephone	Telephone	\$ 3,420	\$ 3,086	\$ 3,600	\$ 2,100
	230063608706	Toll Charges	Contract Ser Other	\$ -		\$ -	\$ -
	230064108314	RentBuildProperty	RentBuildProperty	\$ -	\$ -	\$ -	\$ 2,936
		Special Reserves	Special Reserves	\$ -	\$ -	\$ -	\$ -
	2300	Number of Employees	Number of Employees	3	3	3	3
	2300	Vacant Position	Vacant Position	-	-	-	-
total				\$ 168,065	\$ 168,606	\$ 217,387	\$ 457,086

Guam Waterworks Authority
Authorized Budget
FY 2002

	Consolidate	Description	Class 2	FY99 Actual	FY 00 Actual	FY 01 Approved Budget	FY 02 Authorized Level
	240560108101	Emp Salaries/Wage	Wages & Salaries	\$ 303,379	\$ 297,174	\$ 292,735	\$ 277,220
	240560108104	Holiday Pay	Holiday Pay	\$ 413		\$ -	
	240560108109	Overtime	Overtime	\$ 1,960		\$ -	
	240560408112	Retirement	Benefits	\$ 58,423	\$ 62,453	\$ 68,300	\$ 52,313
	240560408113	Life Insurance	Benefits	\$ 862	\$ 775	\$ 840	\$ 742
	240560408114	Hospital Insurance	Benefits	\$ 10,315	\$ 15,274	\$ 14,000	\$ 9,266
	240560408115	Dental Insurance	Benefits	\$ 1,745	\$ 2,125	\$ 1,750	\$ 1,040
	240560408116	Medicare	Benefits	\$ 3,009	\$ 3,719	\$ 4,142	\$ 4,078
	240560108101	Vacant	Vacant	\$ -		\$ 21,495	\$ -
	240563608203	Training	Contract Ser Other	\$ 26,488	\$ 28,600	\$ 150,000	\$ 400,000
	240563608204	OffIslandTrn	Contract Ser Other	\$ 7,609		\$ -	\$ -
	240563608303	Print/CopierSvc	Contract Ser Other	\$ -	\$ 145	\$ -	\$ -
	240563608304	Drug Free Prg	Contract Ser Other	\$ 3,229	\$ 2,295	\$ 10,000	\$ 15,000
	240562008405	Office Supplies	Material Supplies	\$ 102	\$ 3,698	\$ 3,536	\$ 2,500
	240562008419	Safety Supplies	Material Supplies	\$ 496		\$ 1,000	\$ 2,000
	240562008501	Office Eq < \$750	Material Supplies	\$ 338	\$ 2,795	\$ 750	\$ -
	240561508701	Purchase Power	Purchase Power	\$ -		\$ 6,780	\$ 5,000
	240563608703	Telephone	Telephone	\$ -	\$ 1,087	\$ 10,800	\$ 2,300
	240564108314	RentBuildProperty	RentBuildProperty	\$ -	\$ -	\$ -	\$ -
	240565008402	Fuel/Lubricants	Trans Expense	\$ -		\$ 1,000	\$ 500
		Special Reserves	Special Reserves	\$ -	\$ -	\$ -	\$ 4,031
	2405	Number of Employees	Number of Employees	8	8	7	7
	2405	Vacant Position	Vacant Position	-	-	1	-
				\$ 418,373	\$ 420,138	\$ 587,128	\$ 775,990

Guam Waterworks Authority
 Authorized Budget
 FY 2002

Consolidate	Description	Class 2	FY99 Actual	FY 00 Actual	FY 01 Approved Budget	FY 02 Authorized Level
250560108101	Emp Salaries/Wage	Wages & Salaries	\$ 240,460	\$ 281,239	\$ 173,672	\$ 128,445
250560108104	Holiday Pay	Holiday Pay	\$ 921	\$ 461	\$ 7,659	
250560108106	Night Diff	Night Diff	\$ 205	\$ 407		
250560108109	Overtime	Overtime	\$ 2,016	\$ 19,723		
250560408112	Retirement	Benefits	\$ 47,020	\$ 56,096	\$ 33,728	\$ 23,891
250560408113	Life Insurance	Benefits	\$ 679	\$ 722	\$ 480	\$ 318
250560408114	Hospital Insurance	Benefits	\$ 12,275	\$ 16,467	\$ 10,252	\$ 7,213
250560408115	Dental Insurance	Benefits	\$ 2,321	\$ 2,470	\$ 1,196	\$ 1,337
250560408116	Medicare	Benefits	\$ 603	\$ 1,069	\$ 2,629	\$ 1,862
250560108101	Vacant	Vacant	\$ -	\$ -	\$ -	\$ -
250566008301	Advertising Expenses	Advertising Expenses	\$ 963		\$ -	\$ -
250563608303	Print/CopierSvc	Contract Ser Other	\$ 6,336		\$ 2,500	\$ 250
250563608365	VariousRprSrvcs	Contract Ser Other	\$ 271		\$ 4,000	\$ 1,000
250562008405	Office Supplies	Material Supplies	\$ 5,447	\$ 162	\$ 14,553	\$ 4,000
250562008419	Safety Supplies	Material Supplies	\$ -		\$ 4,805	\$ -
250562008501	Office Eq < \$750	Material Supplies	\$ 1,420	\$ 206	\$ 13,000	\$ -
250561508701	Purchase Power	Purchase Power	\$ -		\$ 6,180	\$ 5,000
250563608703	Telephone	Telephone	\$ -	\$ 196	\$ 3,600	\$ 2,300
250563608704	Cellular	Contract Ser Other	\$ 437		\$ -	\$ -
250563608705	Radio/Page	Contract Ser Other	\$ -		\$ 144	\$ 144
250563608706	Toll Charges	Contract Ser Other	\$ -	\$ 51	\$ 500	\$ 400
	Special Reserves	Special Reserves	\$ -	\$ -	\$ -	\$ -
250564108314	RentBuildProperty	RentBuildProperty	\$ -	\$ -	\$ -	\$ -
2505	Number of Employees	Number of Employees	7	7	4	3
2505	Vacant Position	Vacant Position				
Total			\$ 321,381	\$ 379,268	\$ 278,898	\$ 176,161

Guam Waterworks Authority
Authorized Budget
FY 2002

	Consolidate	Description	Class 2	FY99 Actual	FY 00 Actual	FY 01 Approved Budget	FY 02 Authorized Level
	252060108101	Emp Salaries/Wage	Wages & Salaries	\$ 213,928	\$ 180,155	\$ 217,671	\$ 221,314
	252060108104	Holiday Pay	Holiday Pay	\$ 446	\$ 115	\$ -	
	252060108106	Night Diff	Night Diff	\$ 11	\$ 93	\$ -	
	252060108109	Overtime	Overtime	\$ 6,937	\$ 3,243	\$ -	
	252060408112	Retirement	Benefits	\$ 41,647	\$ 33,778	\$ 40,487	\$ 41,708
	252060408113	Life Insurance	Benefits	\$ 655	\$ 535	\$ 720	\$ 636
	252060408114	Hospital Insurance	Benefits	\$ 8,114	\$ 5,653	\$ 15,378	\$ 9,742
	252060408115	Dental Insurance	Benefits	\$ 1,483	\$ 806	\$ 1,794	\$ 743
	252060408116	Medicare	Benefits	\$ 2,019	\$ 2,613	\$ 3,156	\$ 3,251
	252060108101	Vacant	Vacant				\$ -
	252065008206	POV Milg Reimb	Trans Expense	\$ -		\$ 2,500	\$ -
	252063608303	Print/CopierSvc	Contract Ser Other	\$ 1,263	\$ 3,307	\$ 4,000	\$ 3,000
	252063608306	Courier Ser	Contract Ser Other	\$ -		\$ 1,000	\$ -
	252063608365	VariousRprSrvcs	Contract Ser Other	\$ -		\$ 2,500	\$ -
	25203608366	Office Equipment Maint.	Contract Ser Other	\$ -		\$ 1,458	\$ -
	252065008420	Vehicle parts/Motors	Trans Expense	\$ -		\$ 2,000	\$ -
	252062008505	Technical Equip	Material Supplies	\$ -		\$ 5,000	\$ -
	252063608302	Subscriptions	Miscellaneous	\$ -		\$ 16,000	\$ 500
	252061508701	Purchase Power	Purchase Power			\$ 5,880	\$ 4,500
	252064108314	RentBuildProperty	RentBuildProperty				\$ -
	252065008402	Fuel/Lubricants	Trans Expense	\$ 83	\$ 120	\$ 500	\$ 800
	252063608703	Telephone	Telephone	\$ -	\$ 1,432	\$ 4,800	\$ 3,500
	252063608704	Cellular	Contract Ser Other	\$ 2,540		\$ -	\$ -
	252063608705	Radio/Page	Contract Ser Other	\$ -		\$ 576	\$ 720
		Special Reserves	Special Reserves	\$ -	\$ -	\$ -	\$ 2,921
	2520	Number of Employees	Number of Employees	6	6	6	6
	2520	Vacant Position	Vacant Position	-	-	-	-
				\$ 279,132	\$ 231,850	\$ 325,420	\$ 293,335

Guam Waterworks Authority
Authorized Budget
FY 2002

	Consolidate	Description	Class 2	FY99 Actual	FY 00 Actual	FY 01 Approved Budget	FY 02 Authorized Level
	253070108101	Emp Salaries/Wage	Wages & Salaries	\$ 308,041	\$ 156,318	\$ 254,848	\$ 207,174
	253070108101	Holiday Pay	Holiday Pay			\$ 22,522	
	253070108106	Night Diff	Night Diff	\$ 13		\$ -	
	253070108109	Overtime	Overtime	\$ 1,237		\$ 42,899	
	253070408112	Retirement	Benefits	\$ 58,733	\$ 29,276	\$ 59,570	\$ 39,143
	253070408113	Life Insurance	Benefits	\$ 649	\$ 453	\$ 840	\$ 530
	253070408114	Hospital Insurance	Benefits	\$ 6,781	\$ 2,850	\$ 17,941	\$ 11,296
	253070408115	Dental Insurance	Benefits	\$ 1,586	\$ 836	\$ 2,093	\$ 148
	253070408116	Medicare	Benefits	\$ 2,410	\$ 2,268	\$ 4,644	\$ 3,051
	253070108101	Vacant	Vacant			\$ 61,048	
	253070508125	Capitalized Wages	Capitalized Wages	\$ -			\$ -
	253075008206	POV Milg Reimb	Trans Expense	\$ -	\$ 1,000	\$ 2,500	\$ -
	253076008301	Advertising Expenses	Advertising Expenses	\$ 677	\$ 4,190	\$ -	\$ -
	253073608303	Print/CopierSvc	Contract Ser Other	\$ 1,246	\$ 1,231	\$ 5,000	\$ 2,500
	253073608306	Courier Ser	Contract Ser Other	\$ 178	\$ 337	\$ 1,500	\$ 500
	253073608365	VariousRprSrvcs	Contract Ser Other	\$ -		\$ 4,500	\$ 1,000
	253075008402	Fuel/Lubricants	Trans Expense			\$ -	\$ 800
	253072008405	Office Supplies	Material Supplies	\$ 356	\$ 563	\$ -	\$ -
	253072008501	Office Eq < \$750	Material Supplies	\$ 1,253	\$ 77	\$ 2,500	\$ 1,200
	253072008505	Technical Equip	Material Supplies	\$ -	\$ 449	\$ -	\$ -
	253071508701	Purchase Power	Purchase Power			\$ 6,180	\$ 5,000
	253073608703	Telephone	Telephone	\$ -	\$ 1,561	\$ 4,200	\$ 4,000
	253073608704	Cellular	Contract Ser Other	\$ -		\$ -	\$ -
	253073608705	Radio/Page	Contract Ser Other	\$ -		\$ 432	\$ 432
	253074108314	RentBuildProperty	RentBuildProperty	\$ -	\$ -	\$ -	\$ -
		Special Reserves	Special Reserves	\$ -	\$ -	\$ -	\$ 34,974
	2530	Number of Employees	Number of Employees	6	6	7	5
	2530	Vacant Position	Vacant Position		-	1	1
				\$ 383,165	\$ 201,410	\$ 493,217	\$ 311,749

Guam Waterworks Authority
 Authorized Budget
 FY 2002

	Consolidate	Description	Class 2	FY99 Actual	FY 00 Actual	FY 01 Approved Budget	FY 02 Authorized Level
	254060107101	Emp Salaries/Wage	Wages & Salaries	\$ 251,598	\$ 251,498	\$ 293,338	\$ 309,991
	254060107104	Holiday Pay	Holiday Pay	\$ 5,030	\$ 1,206	\$ 3,785	\$ 12,000
	254060107106	Night Diff	Night Diff	\$ -	\$ 689	\$ 2,518	\$ -
	254060107109	Overtime	Overtime	\$ 17,788	\$ 29,093	\$ 30,000	\$ -
	254060407112	Retirement	Benefits	\$ 51,098	\$ 50,693	\$ 78,817	\$ 58,676
	254060407113	Life Insurance	Benefits	\$ 703	\$ 694	\$ 120	\$ 954
	254060407114	Hospital Insurance	Benefits	\$ 5,197	\$ 5,004	\$ 2,000	\$ 12,248
	254060407115	Dental Insurance	Benefits	\$ 677	\$ 680	\$ 250	\$ 1,040
	254060407116	Medicare	Benefits	\$ 2,224	\$ 3,151	\$ 4,780	\$ 4,574
	254060107101	Vacant	Vacant			\$ 22,893	\$ -
	254065007206	POV Milg Reimb	Trans Expense	\$ 935		\$ 750	\$ -
	254065007402	Fuel/Lubricants	Trans Expense			\$ 200	\$ 200
	254063607303	Print/CopierSvc	Contract Ser Other	\$ -	\$ 900	\$ 1,500	\$ 700
	254065007312	Lease of vehicle	Trans Expense	\$ -		\$ -	\$ -
	254064107314	RentBuildProperty	RentBuildProperty	\$ -		\$ 4,800	\$ 4,800
	254062007405	Office Supplies	Material Supplies	\$ -	\$ 605	\$ -	\$ 1,100
	254062007419	Safety Supplies	Material Supplies			\$ -	\$ 2,839
	254062007501	Office Eq < \$750	Material Supplies	\$ -	\$ 1,645	\$ -	\$ 500
	254063607703	Telephone	Telephone	\$ -	\$ 678	\$ 1,200	\$ 1,000
	254063607704	Cellular	Contract Ser Other	\$ 522		\$ -	\$ -
	254063607705	Radio/Page	Contract Ser Other	\$ -	\$ 120	\$ 960	\$ 720
		Special Reserves	Special Reserves	\$ -	\$ -	\$ -	\$ 5,469
	2540	Number of Employees	Number of Employees	8	8	9	9
	2540	Vacant Position	Vacant Position	-	-	1	-
Total				\$ 335,781	\$ 346,656	\$ 447,911	\$ 416,810

Guam Waterworks Authority
 Authorized Budget
 FY 2002

	Consolidate	Description	Class 2	FY99 Actual	FY 00 Actual	FY 01 Approved Budget	FY 02 Authorized Level
	255060105101	Emp Salaries/Wage	Wages & Salaries	\$ 34,294	\$ 54,701		
	255060105104	Holiday Pay	Holiday Pay	\$ -	\$ 533		
	255060105106	Night Diff	Night Diff	\$ -	\$ 223		
	255060105109	Overtime	Overtime	\$ -			
	255060405112	Retirement	Benefits	\$ 6,033	\$ 10,315		
	255060405113	Life Insurance	Benefits	\$ 67	\$ 114		
	255060405114	Hospital Insurance	Benefits	\$ 1,455	\$ 2,227		
	255060405115	Dental Insurance	Benefits	\$ 213	\$ 297		
	255060405116	Medicare	Benefits	\$ 470	\$ 786		
	255060105101	Vacant	Vacant				
	255065005206	POV Milg Reimb	Trans Expense	\$ -			
	255065005402	Fuel/Lubricants	Trans Expense				
	255063605303	Print/CopierSvc	Contract Ser Other	\$ -			
	255065005312	Lease of vehicle	Trans Expense	\$ -			
	255062005505	Technical Equip	Material Supplies	\$ -			
	255063605703	Telephone	Telephone		\$ 343		
	255063605705	Radio/Page	Contract Ser Other	\$ -			
	2550	Number of Employees	Number of Employees	\$ 1	\$ 1		
	2550	Vacant Position	Vacant Position	\$ -	\$ -		
				\$ 42,533	\$ 69,539	\$ -	

Guam Waterworks Authority
 Authorized Budget
 FY 2002

	Consolidate	Description	Class 2	FY99 Actual	FY 00 Actual	FY 01 Approved Budget	FY 02 Authorized Level
	256060101101	Emp Salaries/Wage	Wages & Salaries	\$ 219,804	\$ 178,702	\$ -	\$ 36,865
	256060401112	Retirement	Benefits	\$ 42,502	\$ 33,239	\$ -	\$ 6,857
	256060401113	Life Insurance	Benefits	\$ 496	\$ 370	\$ -	\$ 106
	256060401114	Hospital Insurance	Benefits	\$ 8,572	\$ 8,486	\$ -	\$ 1,253
	256060401115	Dental Insurance	Benefits	\$ 496	\$ 526	\$ -	\$ 148
	256060401116	Medicare	Benefits	\$ 1,238	\$ 1,814	\$ -	\$ 535
	256060101101	Vacant	Vacant			\$ -	\$ -
	256066001301	Advertising Expenses	Advertising Expenses	\$ 1,521	\$ 3,208	\$ -	\$ -
	256063601303	Print/CopierSvc	Contract Ser Other	\$ -	\$ 500	\$ -	\$ 800
	256063601306	Courier Ser	Contract Ser Other	\$ -		\$ -	\$ -
	256063601365	VariousRprSrvcs	Contract Ser Other	\$ -	\$ 136	\$ -	\$ 1,800
	256065001402	Fuel/Lubricants	Trans Expense	\$ 30		\$ -	\$ -
	256062001501	Office Eq < \$750	Material Supplies	\$ -		\$ -	\$ 1,500
	256062001505	Technical Equip	Material Supplies	\$ -		\$ -	\$ -
	256063601703	Telephone	Telephone	\$ -	\$ 259	\$ -	\$ 800
	256063601704	Cellular	Contract Ser Other	\$ -		\$ -	\$ -
	256063601705	Radio/Page	Contract Ser Other	\$ -		\$ -	\$ -
		Special Reserves	Special Reserves	\$ -	\$ -	\$ -	\$ 28,137
	2560	Number of Employees	Number of Employees	5	5	-	1
	2560	Vacant Position	Vacant Position	-	-	-	1
al				\$ 274,664	\$ 227,240	\$ -	\$ 78,801

Guam Waterworks Authority
Authorized Budget
FY 2002

	Consolidate	Description	Class 2	FY99 Actual	FY 00 Actual	FY 01 Approved Budget	FY 02 Authorized Level
	260560103101	Emp Salaries/Wage	Wages & Salaries	\$ 267,914	\$ 236,853	\$ 228,287	\$ 280,194
	260560103104	Holiday Pay	Holiday Pay	\$ 11,549	\$ 1,331	\$ 7,500	\$ 7,500
	260560103106	Night Diff	Night Diff	\$ 417	\$ 431	\$ 250	\$ 300
	260560103107	Hazardous Pay	Hazardous Pay	\$ 10,209	\$ 7,735	\$ 10,000	\$ 10,500
	260560103109	Overtime	Overtime	\$ 5,405	\$ 9,378	\$ 15,000	\$ 15,000
	260560403112	Retirement	Benefits	\$ 53,805	\$ 44,414	\$ 60,651	\$ 52,457
	260560403113	Life Insurance	Benefits	\$ 918	\$ 822	\$ 840	\$ 954
	260560403114	Hospital Insurance	Benefits	\$ 11,000	\$ 9,811	\$ 14,000	\$ 20,238
	260560403115	Dental Insurance	Benefits	\$ 1,908	\$ 1,624	\$ 1,750	\$ 1,783
	260560403116	Medicare	Benefits	\$ 1,783	\$ 1,841	\$ 3,678	\$ 4,089
	260560103101	Vacant	Vacant			\$ 97,150	\$ -
	260565003206	POV Milg Reimb	Trans Expense	\$ 2,166	\$ 1,283	\$ 1,000	\$ 1,000
	260566003301	Advertising Expenses	Advertising Expenses	\$ -	\$ 15,849	\$ 25,000	\$ 25,000
	260562003302	Subscriptions	Material Supplies	\$ 375	\$ 95	\$ 460	\$ -
	260563603303	Print/CopierSvc	Contract Ser Other	\$ -	\$ 2,911	\$ 2,000	\$ 1,500
	260563603306	Courier Ser	Contract Ser Other	\$ 93		\$ -	\$ -
	260563603327	Janitorial Ser	Contract Ser Other	\$ -		\$ -	\$ -
	260563603335	Hazardous Waste Disposal	Contract Ser Other	\$ -		\$ 5,000	\$ 1,800
	260563603343	Off Equipmt Maint	Contract Ser Other	\$ 142	\$ 413	\$ 600	\$ -
	260563603365	VariousRprSrvcs	Contract Ser Other	\$ -	\$ 7,217	\$ 4,407	\$ 3,500
	260563503371	Cont/Ser Lab Analy	Contract Ser Lab	\$ 86,512	\$ 83,775	\$ 212,708	\$ 500,000
	260563503372	Test Wtr/WWtr Disch	Contract Ser Lab	\$ -	\$ 1,847	\$ 15,000	\$ 15,000
	260563503373	CorrosionCont.Proj	Contract Ser Lab	\$ 25,000	\$ 131	\$ -	\$ -
	260565003402	Fuel/Lubricants	Trans Expense	\$ 812		\$ 2,649	\$ 1,000
	260565003420	Vehicle parts	Trans Expense	\$ 74		\$ -	\$ -
	260562003405	Office Supplies	Material Supplies	\$ 6,266	\$ 1,801	\$ 4,258	\$ 4,500
	260562003408	Operational Sup/Mat	Material Supplies	\$ 9,116		\$ 16,234	\$ 8,000
	260562003410	Lab Equipment Spare Parts	Material Supplies	\$ -	\$ 1,024	\$ 1,092	\$ 1,000
	260562003419	Safety Supplies	Material Supplies	\$ 238		\$ 15,095	\$ 9,000
	260561803430	Chemicals	Chemicals	\$ 5,412	\$ 17,189	\$ 13,073	\$ 15,000
	260562003501	Office Eq < \$750	Material Supplies	\$ 305	\$ 82	\$ 375	\$ 1,000
	260562003502	Equipment / Hand Tools	Material Supplies	\$ -		\$ 891	\$ 800
	260567503600	Miscellaneous	Miscellaneous	\$ -		\$ 701	\$ -
	260561503701	Purchase Power	Purchase Power	\$ -		\$ 16,800	\$ 15,000
	260563603703	Telephone	Telephone	\$ 2,216	\$ 1,683	\$ 2,400	\$ 2,200
	260563603704	Cellular	Contract Ser Other	\$ 2,652		\$ -	\$ -
	260563603705	Radio/Page	Contract Ser Other			\$ -	\$ 864

Guam Waterworks Authority
 Authorized Budget
 FY 2002

	Consolidate	Description	Class 2	FY99 Actual	FY 00 Actual	FY 01 Approved Budget	FY 02 Authorized Level
	260563603706	Toll Charges	Contract Ser Other	\$ 34	\$ 9	\$ 50	\$ 75
		Special Reserves	Special Reserves				\$ 35,588
	2605	Number of Employees	Number of Employees	9	9	7	9
	2605	Vacant Position	Vacant Position	-	-	4	1
				\$ 506,329	\$ 449,548	\$ 778,899	\$ 1,034,841

Guam Waterworks Authority
 Authorized Budget
 FY 2002

	Consolidate	Description	Class 2	FY99 Actual	FY 00 Actual	FY 01 Approved Budget	FY 02 Authorized Level
				\$ 102,971	\$ 118,848	\$ 156,179	\$ 125,232
	310060108101	Emp Salaries/Wage	Wages & Salaries				
	310060108104	Holiday Pay	Holiday Pay	\$ 82		\$ -	
	310060108109	Overtime	Overtime	\$ 7		\$ -	
	310060108112	Retirement	Benefits	\$ -	\$ 22,304	\$ 37,342	\$ 23,571
	310060108113	Life Insurance	Benefits	\$ -	\$ 304	\$ 480	\$ 318
	310060108114	Hospital Insurance	Benefits	\$ -	\$ 2,018	\$ 8,000	\$ 2,830
	310060108115	Dental Insurance	Benefits	\$ -	\$ 269	\$ 1,000	\$ 297
	310060108116	Medicare	Benefits	\$ -	\$ 1,723	\$ 2,265	\$ 1,838
	310060108101	Vacant	Vacant			\$ 30,206	\$ -
	310065008206	POV Milg Reimb	Trans Expense	\$ 1,028	\$ 808	\$ 3,000	\$ 600
	310066008301	Advertising Expenses	Advertising Expenses	\$ 1,691		\$ -	\$ -
	310063608303	Print/CopierSvc	Contract Ser Other	\$ 3,651	\$ 5,912	\$ 4,000	\$ 2,000
	310063608365	VariousRprSrvc	Contract Ser Other	\$ 72		\$ 1,000	\$ -
	310065008402	Fuel/Lubricants	Trans Expense	\$ 499	\$ 63	\$ -	\$ -
	310062008405	Office Supplies	Material Supplies	\$ 264	\$ 384	\$ 996	\$ 1,000
	310062008408	Operational Sup/Mat	Material Supplies	\$ -	\$ 2,864	\$ -	\$ -
	310062008419	Safety Supplies	Material Supplies			\$ -	\$ -
	310062008501	Office Eq < \$750	Material Supplies	\$ 147		\$ -	\$ -
	310067508600	Miscellaneous	Miscellaneous	\$ 852	\$ 994	\$ -	\$ -
	310061508701	Purchase Power	Purchase Power			\$ 2,400	\$ 2,000
	310063608703	Telephone	Telephone	\$ 7,815	\$ 8,204	\$ 6,000	\$ 3,000
	310063608704	Cellular	Contract Ser Other	\$ 3,979			\$ -
	310063608705	Radio/Page	Contract Ser Other			\$ 432	\$ 300
	310063608706	Toll Charges	Contract Ser Other	\$ 34		\$ -	\$ -
	310034108314	RentBuildProperty	RentBuildProperty	\$ -	\$ -	\$ -	\$ -
		Special Reserves	Special Reserves	\$ -	\$ -	\$ -	\$ 1,494
	3100	Number of Employees	Number of Employees	4	2	4	3
	3100	Vacant Position	Vacant Position	-	-	1	-
				\$ 123,097	\$ 164,694	\$ 253,300	\$ 164,480

Guam Waterworks Authority
 Authorized Budget
 FY 2002

	Consolidate	Description	Class 2	FY99 Actual	FY 00 Actual	FY 01 Approved Budget	FY 02 Authorized Level
	315060107101	Emp Salaries/Wage	Wages & Salaries	\$ 359,331	\$ 369,410	\$ 368,631	\$ 360,167
	315060107104	Holiday Pay	Holiday Pay	\$ -	\$ 1,224	\$ -	\$ -
	315060107109	Overtime	Overtime	\$ 4,056	\$ 30,799	\$ 30,000	\$ -
	315060107112	Retirement	Benefits	\$ -	\$ 67,591	\$ 95,313	\$ 67,258
	315060107113	Life Insurance	Benefits	\$ -	\$ 1,358	\$ 1,560	\$ 1,378
	315060107114	Hospital Insurance	Benefits	\$ -	\$ 11,279	\$ 26,000	\$ 15,077
	315060107115	Dental Insurance	Benefits	\$ -	\$ 1,969	\$ 3,250	\$ 2,080
	315060107116	Medicare	Benefits	\$ -	\$ 2,680	\$ 5,780	\$ 5,243
	315060107101	Vacant	Vacant			\$ 40,441	\$ -
	315065007206	POV Milg Reimb	Trans Expense	\$ -		\$ 500	\$ -
	315063607303	Print/CopierSvc	Contract Ser Other	\$ -		\$ -	\$ -
	315065007402	Fuel/Lubricants	Trans Expense	\$ 831		\$ -	\$ -
	315062007405	Office Supplies	Material Supplies	\$ 1,399	\$ 1,231	\$ 9,971	\$ 5,000
	315062007409	Mtr/MtrBox	Material Supplies	\$ -		\$ -	\$ -
	315062007419	Safety Supplies	Material Supplies	\$ -		\$ 5,000	\$ 3,300
	315062007501	Office Eq < \$750	Material Supplies	\$ -		\$ 1,500	\$ 500
	315063607703	Telephone	Telephone	\$ -	\$ 11,718	\$ 7,200	\$ 7,700
		Special Reserves	Special Reserves	\$ -	\$ -	\$ -	\$ 29,573
	3150	Number of Employees	Number of Employees	12	13	13	13
	3150	Vacant Position	Vacant Position	-	-	2	1
Total				\$ 365,629	\$ 499,259	\$ 595,146	\$ 497,276

Guam Waterworks Authority
Authorized Budget
FY 2002

	Consolidate	Description	Class 2	FY99 Actual	FY 00 Actual	FY 01 Approved Budget	FY 02 Authorized Level
	331060107101	Emp Salaries/Wage	Wages & Salaries	\$ 310,082	\$ 312,417	\$ 183,760	\$ 136,652
	331060107104	Holiday Pay	Holiday Pay	\$ 1,429	\$ 3,135	\$ -	
	331060107106	Night Diff	Night Diff	\$ 60,735	\$ 533	\$ -	
	331060107109	Overtime	Overtime	\$ 24,417	\$ 19,322	\$ -	
	331060407112	Retirement	Benefits	\$ 71,942	\$ 57,971	\$ 43,937	\$ 25,417
	331060407113	Life Insurance	Benefits	\$ 1,273	\$ 1,298	\$ 840	\$ 636
	331060407114	Hospital Insurance	Benefits	\$ 14,456	\$ 15,178	\$ 14,000	\$ 10,971
	331060407115	Dental Insurance	Benefits	\$ 2,152	\$ 1,826	\$ 1,750	\$ 148
	331060407116	Medicare	Benefits	\$ 3,916	\$ 4,046	\$ 2,665	\$ 1,981
	331060107101	Vacant	Vacant			\$ -	\$ -
	331065007206	POV Milg Reimb	Trans Expense	\$ -		\$ 2,000	\$ -
	331066007301	Advertising Expenses	Advertising Expenses	\$ -		\$ -	\$ -
	331062007302	Subscriptions	Material Supplies	\$ -		\$ -	\$ -
	331063607365	VariousRprSrvcs	Contract Ser Other	\$ 120		\$ -	\$ -
	331063607321	Consult/Prof Svc	Contract Ser Other	\$ -	\$ -	\$ -	\$ -
	331065007368	Lt Veh/Equipt Rpr	Trans Expense	\$ 90		\$ -	\$ -
	331065007402	Fuel/Lubricants	Trans Expense	\$ 499		\$ -	\$ -
	331062007405	Office Supplies	Material Supplies	\$ 880	\$ 5,127	\$ 2,555	\$ 1,500
	331062007408	Operational Sup/Mat	Material Supplies	\$ 196	\$ 2,548	\$ -	\$ -
	331062007419	Safety Supplies	Material Supplies	\$ -		\$ 370	\$ 250
	331065007420	Vehicle parts	Trans Expense	\$ 2,867		\$ -	\$ -
	331062007501	Office Eq < \$750	Material Supplies	\$ 94	\$ 50	\$ 1,500	\$ -
	331062007502	Equipment / Hand Tools	Material Supplies	\$ -		\$ -	\$ 150
	331067507600	Miscellaneous	Miscellaneous	\$ -		\$ -	\$ -
	331061507701	Purchase Power	Purchase Power			\$ -	\$ -
	331063607703	Telephone	Telephone	\$ 11,327	\$ 12,410	\$ 7,200	\$ 4,000
	331063607704	Cellular	Contract Ser Other	\$ 2,001		\$ -	\$ -
	331063607705	Radio/Page	Contract Ser Other			\$ 120	\$ 144
	331063607706	Toll Charges	Contract Ser Other	\$ -	\$ 15	\$ -	\$ -
	3310	Number of Employees	Number of Employees	9	14	7	6
	3310	Vacant Position	Vacant Position	-	-	-	-
Total				\$ 508,484	\$ 435,875	\$ 260,697	\$ 181,851

Guam Waterworks Authority
Authorized Budget
FY 2002

	Consolidate	Description	Class 2	FY99 Actual	FY 00 Actual	FY 01 Approved Budget	FY 02 Authorized Level
	341060106101	Emp Salaries/Wage	Wages & Salaries	\$ 228,428	\$ 243,890	\$ 276,111	\$ 260,222
	341060106104	Holiday Pay	Holiday Pay	\$ 1,977	\$ 879	\$ 1,000	\$ 1,500
	341060106106	Night Diff	Night Diff	\$ 629	\$ 594	\$ 200	\$ 350
	341060106107	Hazardous Pay	Hazardous Pay	\$ -	\$ 110	\$ -	\$ -
	341060106109	Overtime	Overtime	\$ 20,107	\$ 16,421	\$ 5,000	\$ -
	341060406112	Retirement	Benefits	\$ 45,268	\$ 46,392	\$ 66,228	\$ 49,198
	341060406113	Life Insurance	Benefits	\$ 852	\$ 968	\$ 2,500	\$ 1,060
	341060406114	Hospital Insurance	Benefits	\$ 10,438	\$ 8,566	\$ 20,000	\$ 11,772
	341060406115	Dental Insurance	Benefits	\$ 1,875	\$ 1,733	\$ 2,500	\$ 1,486
	341060406116	Medicare	Benefits	\$ 2,741	\$ 3,798	\$ 4,016	\$ 3,835
	341060106101	Vacant	Vacant			\$ 35,348	\$ -
	341066006301	Advertising Expenses	Advertising Expenses	\$ 676	\$ 10,584	\$ 30,000	\$ 25,000
	341062006302	Subscriptions	Material Supplies	\$ -		\$ 750	\$ 500
	341063606303	Print/CopierSvc	Contract Ser Other	\$ 2,156	\$ 4,343	\$ 20,000	\$ 43,000
	341063606365	VariousRprSrvcs	Contract Ser Other	\$ 17,030	\$ 864	\$ -	\$ -
	341065006402	Fuel/Lubricants	Trans Expense	\$ 349	\$ 195	\$ 2,600	\$ 2,000
	341065006403	Maint/Repair Bldg	Material Supplies	\$ -		\$ -	\$ -
	341062006405	Office Supplies	Material Supplies	\$ 3,202	\$ 2,971	\$ 25,731	\$ 48,500
	341062006408	Operational Sup/Mat	Material Supplies	\$ -		\$ -	\$ -
	341062006419	Safety Supplies	Material Supplies	\$ -		\$ 1,140	\$ 900
	341062006501	Office Eq < \$750	Material Supplies	\$ -	\$ 886	\$ 1,875	\$ 500
	341062006502	Equipment / Hand Tools	Material Supplies	\$ -		\$ 150	\$ 150
	341061506701	Purchase Power	Purchase Power			\$ 27,600	\$ 25,000
	341063606703	Telephone	Telephone	\$ -	\$ 4,647	\$ 4,800	\$ 3,100
	341063606704	Cellular	Contract Ser Other	\$ 1,541		\$ -	\$ -
	341063606705	Radio/Page	Contract Ser Other	\$ -		\$ 864	\$ 864
	341063606706	Toll Charges	Contract Ser Other	\$ 194	\$ 10	\$ 200	\$ 150
		Special Reserves	Special Reserves	\$ -	\$ -	\$ -	\$ 4,284
	3410	Number of Employees	Number of Employees	8	10	10	10
	3410	Vacant Position	Vacant Position	-	-	2	-
Only Total				\$ 337,470	\$ 347,851	\$ 528,613	\$ 483,371

Guam Waterworks Authority
Authorized Budget
FY 2002

	Consolidate	Description	Class 2	FY99 Actual	FY 00 Actual	FY 01 Approved Budget	FY 02 Authorized Level
	420060108101	Emp Salaries/Wage	Wages & Salaries	\$ 895,801	\$ 855,172	\$ 711,328	\$ 754,622
	420060108104	Holiday Pay	Holiday Pay	\$ 17,589	\$ 13,272	\$ 10,606	\$ 12,000
	420060108106	Night Diff	Night Diff	\$ 2,343	\$ 971	\$ 383	\$ 1,301
	420060108107	Hazardous Pay	Hazardous Pay	\$ 2	\$ 8	\$ -	\$ -
	420060108109	Overtime	Overtime	\$ 60,172	\$ 49,093	\$ 35,070	\$ -
	420060408112	Retirement	Retirement	\$ 184,711	\$ 167,005	\$ 176,102	\$ 141,772
	420060408113	Life Insurance	Benefits	\$ 2,629	\$ 2,474	\$ 2,640	\$ 2,544
	420060408114	Hospital Insurance	Benefits	\$ 31,330	\$ 29,986	\$ 44,000	\$ 37,518
	420060408115	Dental Insurance	Benefits	\$ 5,803	\$ 5,014	\$ 5,500	\$ 3,120
	420060408116	Medicare	Benefits	\$ 6,205	\$ 8,443	\$ 10,680	\$ 11,052
	420060108101	Vacant	Vacant			\$ 67,122	\$ -
	420063608203	TrainOn-Island	Contract Ser Other	\$ 750		\$ -	\$ -
	420065008206	POV Milg Reimb	Trans Expense	\$ 1,317	\$ 16	\$ 750	\$ 500
	420062008302	Subscriptions	Material Supplies	\$ 1,824	\$ 346	\$ 600	\$ 250
	420063208321	Cont/Ser Acct	Contract Ser Acct	\$ -	\$ 601	\$ 40,000	\$ 650,000
	420063608303	Print/CopierSvc	Contract Ser Other	\$ 891		\$ 38,400	\$ 22,000
	420063608306	Courier Ser	Contract Ser Other	\$ 5,100	\$ 5,100	\$ 5,400	\$ 5,000
	420063608321	Cont/Ser Other	Contract Ser Other	\$ -	\$ -	\$ -	\$ 586,941
	420063608323	Sys Sup Ser Computer	Contract Ser Other	\$ 1,000		\$ -	\$ -
	420063608328	Combnd Billing	Contract Ser Other	\$ 785,281	\$ 610,025	\$ 400,000	\$ -
	420063608343	Off Equipt Maint	Contract Ser Other	\$ 12	\$ 185	\$ -	\$ -
	420065908351	Ins- Other	Insurance	\$ -		\$ -	\$ 5,000
	420063608365	VariousRprSrvcs	Contract Ser Other	\$ 135	\$ 7	\$ 3,500	\$ -
	420065008402	Fuel/Lubricants	Trans Expense	\$ 754	\$ 314	\$ 6,048	\$ 10,000
	420062008405	Office Supplies	Material Supplies	\$ 16,993	\$ 19,239	\$ 26,029	\$ 240,220
	420062008408	Operational Sup/Mat	Material Supplies	\$ 448	\$ 1,469	\$ -	\$ -
	420062008419	Safety Supplies	Material Supplies	\$ 625		\$ 1,475	\$ 1,500
	420065008420	Vehicle parts	Trans Expense	\$ 192	\$ 14	\$ -	\$ -
	420062008501	Office Eq < \$750	Material Supplies	\$ 749	\$ 614	\$ -	\$ 1,000
	420062008502	Equipment / Hand Tools	Material Supplies			\$ 4,000	\$ -
	420067508600	Miscellaneous	Miscellaneous	\$ 4,247	\$ 103	\$ 5,000	\$ 73,500
	420061508701	Purchase Power	Purchase Power	\$ -		\$ 67,000	\$ 48,000
	420063608703	Telephone	Telephone	\$ 71,058	\$ 31,448	\$ 10,000	\$ 7,013
	420063608704	Cellular	Contract Ser Other	\$ -		\$ -	\$ -
	420063608705	Radio/Page	Contract Ser Other	\$ 440	\$ 23	\$ 720	\$ 720
	420063608706	Toll Charges	Contract Ser Other	\$ 1,746	\$ 2,246	\$ 1,582	\$ 600
		Special Reserves	Special Reserves	\$ -	\$ -	\$ -	\$ 7,591

Guam Waterworks Authority
 Authorized Budget
 FY 2002

Consolidate	Description	Class 2	FY99 Actual	FY 00 Actual	FY 01 Approved Budget	FY 02 Authorized Level
4200	Number of Employees	Number of Employees	28	28	22	24
4200	Vacant Position	Vacant Position	-	-	3	-
total			\$ 2,100,175	\$ 1,803,186	\$ 1,673,935	\$ 2,623,764

Guam Waterworks Authority
 Authorized Budget
 FY 2002

	Consolidate	Description	Class 2	FY99 Actual	FY 00 Actual	FY 01 Approved Budget	FY 02 Authorized Level
	515060108101	Emp Salaries/Wage	Wages & Salaries	\$ 64,681	\$ 56,912	\$ 39,790	\$ 166,141
	515060108104	Holiday Pay	Holiday Pay	\$ 173	\$ 375	\$ -	
	515060408112	Retirement	Benefits	\$ 12,063	\$ 10,541	\$ 9,514	\$ 31,191
	515060408113	Life Insurance	Benefits	\$ 131	\$ 127	\$ 120	\$ 318
	515060408114	Hospital Insurance	Benefits	\$ 1,435	\$ 540	\$ 120	\$ 2,830
	515060408115	Dental Insurance	Benefits	\$ 240	\$ 86	\$ 250	\$ 297
	515060408116	Medicare	Benefits	\$ 524	\$ 187	\$ 577	\$ 2,432
	515060108101	Vacant	Vacant			\$ 62,697	\$ -
	515065008206	POV Milg Reimb	Trans Expense	\$ -		\$ 2,500	\$ -
	515062008405	Office Supplies	Material Supplies	\$ -	\$ 696	\$ 3,500	\$ 500
	515061508701	Purchase Power	Purchase Power			\$ 2,580	\$ 2,500
	515062008501	Office Eq < \$750	Material Supplies			\$ -	\$ -
	515063608703	Telephone	Telephone	\$ -	\$ 561	\$ -	\$ 800
	515063608704	Cellular	Contract Ser Other	\$ 1,081		\$ -	\$ -
	515063608705	Radio/Page	Contract Ser Other			\$ -	\$ 144
	515063608706	Toll Charges	Contract Ser Other	\$ 25		\$ -	\$ -
	515064108314	RentBuildProperty	RentBuildProperty	\$ -	\$ -	\$ -	\$ -
		Special Reserves	Special Reserves	\$ -	\$ -	\$ -	\$ 1,554
	5150	Number of Employees	Number of Employees	1	2	1	3
	5150	Vacant Position	Vacant Position	-	-	1	-
				\$ 80,353	\$ 70,025	\$ 121,648	\$ 208,707

Guam Waterworks Authority
Authorized Budget
FY 2002

	Consolidate	Description	Class 2	FY99 Actual	FY 00 Actual	FY 01 Approved Budget	FY 02 Authorized Level
	520560108101	Emp Salaries/Wage	Wages & Salaries	\$ 135,529	\$ 335,134	\$ 150,542	\$ 87,473
	520560108104	Holiday Pay	Holiday Pay	\$ 3,177	\$ 2,184	\$ -	
	520560108106	Night Diff	Night Diff	\$ 684	\$ 1,478	\$ -	
	520560108109	Overtime	Overtime	\$ 7,809	\$ 11,132	\$ 10,000	\$ 6,000
	520560408112	Retirement	Benefits	\$ 28,934	\$ 25,849	\$ 37,706	\$ 16,456
	520560408113	Life Insurance	Benefits	\$ 268	\$ 226	\$ 360	\$ 212
	520560408114	Hospital Insurance	Benefits	\$ 5,564	\$ 5,140	\$ 6,000	\$ 3,607
	520560408115	Dental Insurance	Benefits	\$ 863	\$ 793	\$ 750	\$ 743
	520560408116	Medicare	Benefits	\$ 1,449	\$ 2,162	\$ 2,287	\$ 1,283
	520560108101	Vacant	Vacant			\$ 18,115	\$ -
	520563608303	Print/CopierSvc	Contract Ser Other	\$ -	\$ 4,496	\$ 1,000	\$ 800
	520563608365	VariousRprSrvcs	Contract Ser Other	\$ -	\$ 898	\$ 500	\$ 250
	520565008402	Fuel/Lubricants	Trans Expense	\$ 2,456	\$ 5,570	\$ 1,040	\$ 1,040
	520562008405	Office Supplies	Material Supplies	\$ 6,290		\$ 40,000	\$ 10,000
	520562008408	Operational Sup/Mat	Material Supplies	\$ 259		\$ -	\$ -
	520565008420	Vehicle parts	Trans Expense	\$ 215		\$ -	\$ -
	520564108314	RentBuildProperty	RentBuildProperty	\$ -	\$ -	\$ -	\$ -
	520562008501	Office Eq < \$750	Material Supplies	\$ -	\$ 649	\$ 750	\$ 1,000
	520563608703	Telephone	Telephone	\$ 44,886	\$ 9,254	\$ -	\$ 630
	520563608704	Cellular	Contract Ser Other	\$ 34,828		\$ -	\$ -
	520563608705	Radio/Page	Contract Ser Other			\$ -	\$ 144
		Special Reserves	Special Reserves	\$ -	\$ -	\$ -	\$ 999
	5205	Number of Employees	Number of Employees	3	2	3	2
	5205	Vacant Position	Vacant Position	-	-	1	-
				\$ 273,211	\$ 404,965	\$ 269,050	\$ 130,637

Guam Waterworks Authority
Authorized Budget
FY 2002

	Consolidate	Description	Class 2	FY99 Actual	FY 00 Actual	FY 01 Approved Budget	FY 02 Authorized Level
	521560101101	Emp Salaries/Wage	Wages & Salaries	\$ 561,247	\$ 457,425	\$ 345,301	\$ 283,651
	521560101104	Holiday Pay	Holiday Pay	\$ 28,820	\$ 21,975	\$ -	\$ 5,000
	521560101106	Night Diff	Night Diff	\$ 8,766	\$ 11,030	\$ -	
	521560101107	Hazardous Pay	Hazardous Pay	\$ 17		\$ -	
	521560101109	Overtime	Overtime	\$ 104,806	\$ 109,252	\$ 37,500	\$ 27,000
	521560401112	Retirement	Benefits	\$ 121,490	\$ 120,446	\$ 85,604	\$ 53,330
	521560401113	Life Insurance	Benefits	\$ 1,665	\$ 1,604	\$ 1,320	\$ 1,060
	521560401114	Hospital Insurance	Benefits	\$ 27,544	\$ 26,030	\$ 22,000	\$ 23,068
	521560401115	Dental Insurance	Benefits	\$ 3,936	\$ 3,625	\$ 2,750	\$ 2,377
	521560401116	Medicare	Benefits	\$ 4,060	\$ 6,305	\$ 5,191	\$ 4,157
	521560101101	Vacant	Vacant			\$ 40,441	\$ -
	521563601303	Print/CopierSvc	Contract Ser Other	\$ -		\$ 1,250	\$ -
	521563601305	Well Oper Permit	Contract Ser Other	\$ -		\$ -	\$ 135,000
	521564201313	Rent Hvy Equip/trk	Equipment Rental	\$ 73,244	\$ 72,345	\$ 150,000	\$ 150,000
	521564201311	HevyEqmnt/MotorRepair	Contract Ser Other	\$ -	\$ 1,330	\$ -	\$ -
	521563601331	Renovat.of Facil.	Contract Ser Other	\$ -		\$ 7,500	\$ -
	521563601341	WaterWellMain.	Contract Ser Other	\$ -		\$ -	\$ -
	521563601365	VariousRprSrvcs	Contract Ser Other	\$ 1,090	\$ 2,844	\$ 8,750	\$ 7,000
	521565001365	VariousRprSrvcs	Contract Ser Other	\$ 3,834		\$ -	\$ -
	521565001402	Fuel/Lubricants	Trans Expense	\$ 6,011		\$ 7,500	\$ 7,500
	521562001405	Office Supplies	Material Supplies	\$ 1,728	\$ 287	\$ -	\$ -
	521562001408	Operational Sup/Mat	Material Supplies	\$ 52,014	\$ 53,813	\$ 40,000	\$ 30,000
	521562001416	Lrge Mtr Chg Out/Inst	Material Supplies	\$ -		\$ -	\$ -
	521562001419	Safety Supplies	Material Supplies	\$ 882	\$ 5,880	\$ 6,208	\$ 8,500
	521565001420	Vehicle parts	Trans Expense	\$ 383		\$ -	\$ -
	521561801430	Chemicals	Chemicals	\$ 37,986	\$ 44,943	\$ 10,000	\$ 5,000
	521562001502	Equipment / Hand Tools	Material Supplies	\$ 5,313	\$ 10,180	\$ 20,000	\$ 10,000
	521562001503	Gas Operated Equip	Material Supplies	\$ 666		\$ -	\$ -
	521562001504	Chlr pump & Motor	Material Supplies	\$ 4,140	\$ 20,771	\$ -	\$ -
	521562001506	Pumps/Motor Spare Parts	Material Supplies	\$ -		\$ -	\$ -
	521564101314	RentBuildProperty	RentBuildProperty	\$ -	\$ -	\$ -	\$ -
	521567501600	Miscellaneous	Miscellaneous	\$ 90	\$ 81	\$ -	\$ -
	521561001701	Purchase Power	Purchase Power	\$ -		\$ 5,378,040	\$ 5,460,000
	521563601703	Telephone	Telephone	\$ -	\$ 965	\$ -	\$ 1,200
	521563601704	Cellular	Contract Ser Other	\$ 13,241		\$ -	\$ -
	521563601705	Radio/Page	Contract Ser Other	\$ -	\$ 420	\$ -	\$ 1,200
		Special Reserves	Special Reserves	\$ -	\$ -	\$ -	\$ 59,342

Guam Waterworks Authority
 Authorized Budget
 FY 2002

Consolidate	Description	Class 2	FY99 Actual	FY 00 Actual	FY 01 Approved Budget	FY 02 Authorized Level
5215	Number of Employees	Number of Employees	17	17	11	10
5215	Vacant Position	Vacant Position	-	-	2	2
			\$ 1,062,988	\$ 971,552	\$ 6,169,355	\$ 6,274,364

Guam Waterworks Authority
Authorized Budget
FY 2002

	Consolidate	Description	Class 2	FY99 Actual	FY 00 Actual	FY 01 Approved Budget	FY 02 Authorized Level
	522560101101	Emp Salaries/Wage	Wages & Salaries	\$ -		\$ 156,598	\$ 190,221
	522560101104	Holiday Pay	Holiday Pay	\$ -		\$ -	\$ 3,000
	522560101106	Night Diff	Night Diff	\$ -		\$ -	\$ 10,000
	522560101107	Hazardous Pay	Hazardous Pay	\$ -		\$ -	\$ -
	522560101109	Overtime	Overtime	\$ -		\$ 10,000	\$ 17,000
	522560401112	Retirement	Benefits	\$ -		\$ 37,714	\$ 35,667
	522560401113	Life Insurance	Benefits	\$ -		\$ 600	\$ 742
	522560401114	Hospital Insurance	Benefits	\$ -		\$ 10,000	\$ 19,310
	522560401115	Dental Insurance	Benefits	\$ -		\$ 1,250	\$ 1,932
	522560401116	Medicare	Benefits	\$ -		\$ 2,287	\$ 2,781
	522560101101	Vacant	Vacant			\$ 16,498	\$ -
	522563601303	Print/CopierSvc	Contract Ser Other	\$ -		\$ -	\$ -
	522563601305	Well Oper Permit	Contract Ser Other	\$ -		\$ -	\$ -
	522564201313	Rent Hvy Equip/trk	Equipment Rental	\$ -		\$ 1,920	\$ 2,000
	522564201311	HevyEqpmnt/MotorRepair	Contract Ser Other	\$ -		\$ -	\$ -
	522563601331	Renovat.of Facil.	Contract Ser Other	\$ -		\$ -	\$ -
	522563601341	WaterWellMain.	Contract Ser Other	\$ -		\$ -	\$ -
	522563601365	VariousRprSrvcs	Contract Ser Other	\$ -		\$ 3,500	\$ 8,000
	522565001365	VariousRprSrvcs	Contract Ser Other	\$ -		\$ -	\$ -
	522565001402	Fuel/Lubricants	Trans Expense	\$ -		\$ 3,500	\$ 3,500
	522562001405	Office Supplies	Material Supplies	\$ -		\$ -	\$ -
	522562001408	Operational Sup/Mat	Material Supplies	\$ -		\$ 45,000	\$ 30,000
	522562001416	Lrge Mtr Chg Out/Inst	Material Supplies	\$ -		\$ -	\$ -
	522562001419	Safety Supplies	Material Supplies	\$ -		\$ 3,681	\$ 5,000
	522565001420	Vehicle parts	Trans Expense	\$ -		\$ -	\$ -
	522561801430	Chemicals	Chemicals	\$ -		\$ 170,000	\$ 170,000
	522562001501	Office Eq < \$750	Material Supplies			\$ -	\$ 325
	522562001502	Equipment / Hand Tools	Material Supplies	\$ -		\$ 11,500	\$ 11,500
	522562001503	Gas Operated Equip	Material Supplies	\$ -		\$ -	\$ -
	522562001504	Chlr pump & Motor	Material Supplies	\$ -		\$ -	\$ -
	522562001506	Pumps/Motor Spare Parts	Material Supplies	\$ -		\$ -	\$ 20,000
	522567501600	Miscellaneous	Miscellaneous	\$ -		\$ -	\$ -
	522561001702	Purchase Water	Purchase Water	\$ -		\$ -	\$ -
	522563601703	Telephone	Telephone	\$ -		\$ -	\$ 500
	522563601704	Cellular	Contract Ser Other	\$ -		\$ -	\$ -
	522563601705	Radio/Page	Contract Ser Other	\$ -		\$ -	\$ 864
		Special Reserves	Special Reserves	\$ -	\$ -	\$ -	\$ 1,539

Guam Waterworks Authority
 Authorized Budget
 FY 2002

	Consolidate	Description	Class 2	FY99 Actual	FY 00 Actual	FY 01 Approved Budget	FY 02 Authorized Level
	5225	Number of Employees	Number of Employees	-	-	5	7
	5225	Vacant Position	Vacant Position	-	-	1	-
				\$ -	\$ -	\$ 474,048	\$ 533,880

Guam Waterworks Authority
Authorized Budget
FY 2002

	Consolidate	Description	Class 2	FY99 Actual	FY 00 Actual	FY 01 Approved Budget	FY 02 Authorized Level
	523060101101	Emp Salaries/Wage	Wages & Salaries	\$ 217,640	\$ 209,839	\$ 228,243	\$ 213,779
	523060101104	Holiday Pay	Holiday Pay	\$ 13,467	\$ 11,461	\$ -	\$ 10,000
	523060101106	Night Diff	Night Diff	\$ 10,566	\$ 11,659	\$ -	\$ -
	523060101107	Hazardous Pay	Hazardous Pay	\$ 1		\$ -	\$ -
	523060101109	Overtime	Overtime	\$ 65,000	\$ 77,620	\$ 27,126	\$ 18,000
	523060401112	Retirement	Benefits	\$ 51,510	\$ 49,820	\$ 61,059	\$ 39,916
	523060401113	Life Insurance	Benefits	\$ 695	\$ 683	\$ 960	\$ 848
	523060401114	Hospital Insurance	Benefits	\$ 9,324	\$ 10,807	\$ 16,000	\$ 17,431
	523060401115	Dental Insurance	Benefits	\$ 1,427	\$ 1,558	\$ 2,000	\$ 1,486
	523060401116	Medicare	Benefits	\$ 2,164	\$ 3,497	\$ 3,703	\$ 3,112
	523060101101	Vacant	Vacant			\$ 56,320	\$ -
	523063601311	HevyEqmnt/MotorRepair	Contract Ser Other	\$ -		\$ -	\$ -
	523064201313	Rent Hvy Equip/trk	Equipment Rental	\$ 4,920	\$ 16,780	\$ 5,000	\$ 10,000
	523063601331	Renovat.of Facil.	Contract Ser Other	\$ -		\$ -	\$ -
	523063601345	ChlorEmergEquipRep	Contract Ser Other	\$ -		\$ -	\$ -
	523063601365	VariousRprSrvcs	Contract Ser Other	\$ 1,065		\$ -	\$ 2,500
	523065001402	Fuel/Lubricants	Trans Expense	\$ 9,991		\$ 6,000	\$ 6,000
	523062001405	Office Supplies	Material Supplies	\$ 1,293		\$ -	\$ -
	523062001408	Operational Sup/Mat	Material Supplies	\$ 13,002	\$ 7,648	\$ 3,315	\$ 6,630
	523062001419	Safety Supplies	Material Supplies	\$ -	\$ 1,722	\$ 2,778	\$ 4,000
	523061801430	Chemicals	Chemicals	\$ 36,896	\$ 71,784	\$ 120,000	\$ 60,000
	523062001501	Office Eq < \$750	Material Supplies			\$ -	\$ 715
	523062001502	Equipment / Hand Tools	Material Supplies	\$ -	\$ 320	\$ 7,500	\$ 5,000
	523062001503	Gas Operated Equip	Material Supplies	\$ -		\$ -	\$ -
	523062001504	Chlr pump & Motor	Material Supplies	\$ -		\$ -	\$ -
	523062001505	Technical Equip	Material Supplies	\$ -		\$ -	\$ -
	523062001506	Pumps/Motor Spare Parts	Material Supplies	\$ -		\$ -	\$ -
	523067501600	Miscellaneous	Miscellaneous	\$ -		\$ -	\$ -
	523061501701	Purchase Power	Purchase Power			\$ 114,000	\$ 100,000
	523063601703	Telephone	Telephone	\$ -		\$ -	\$ 2,500
	523063601704	Cellular	Contract Ser Other	\$ 1,942		\$ -	\$ -
	523063601705	Radio/Page	Contract Ser Other	\$ -		\$ -	\$ 1,584
		Special Reserves	Special Reserves	\$ -	\$ -	\$ -	\$ 73,976
	5230	Number of Employees	Number of Employees	6	8	8	8
	5230	Vacant Position	Vacant Position	-	-	2	2
				\$ 440,908	\$ 475,197	\$ 654,004	\$ 577,477

Guam Waterworks Authority
Authorized Budget
FY 2002

	Consolidate	Description	Class 2	FY99 Actual	FY 00 Actual	FY 01 Approved Budget	FY 02 Authorized Level
oution	524560106101	Emp Salaries/Wage	Wages & Salaries	\$ 742,030	\$ 580,611	\$ 560,782	\$ 627,123
oution	524560106104	Holiday Pay	Holiday Pay	\$ 39,423	\$ 30,929	\$ 48,000	\$ 40,000
oution	524560106106	Night Diff	Night Diff	\$ 37,525	\$ 27,069	\$ 30,000	\$ 30,000
oution	524560106107	Hazardous Pay	Hazardous Pay	\$ 10		\$ -	\$ -
oution	524560106109	Overtime	Overtime	\$ 308,889	\$ 214,446	\$ 65,250	\$ 60,000
oution	524560406112	Retirement	Benefits	\$ 197,063	\$ 139,918	\$ 160,570	\$ 118,141
oution	524560406113	Life Insurance	Benefits	\$ 2,279	\$ 1,770	\$ 2,040	\$ 2,226
oution	524560406114	Hospital Insurance	Benefits	\$ 37,072	\$ 25,124	\$ 34,000	\$ 45,335
oution	524560406115	Dental Insurance	Benefits	\$ 4,550	\$ 2,766	\$ 4,250	\$ 4,754
oution	524560406116	Medicare	Benefits	\$ 5,173	\$ 7,467	\$ 9,738	\$ 9,210
oution	524560106101	Vacant	Vacant			\$ 80,882	\$ -
oution	524563606311	HevyEqpmnt/MotorRepair	Contract Ser Other	\$ 5,530	\$ 15,630	\$ -	\$ -
oution	524564206313	Rent Hvy Equipt/trk	Equipment Rental	\$ 3,465	\$ 9,800	\$ 6,720	\$ 10,000
oution	524563606365	VariousRprSrvc	Contract Ser Other	\$ 13,857	\$ 16,490	\$ 70,000	\$ 50,000
oution	524565006365	VariousRprSrvc	Contract Ser Other	\$ 4,119		\$ -	\$ -
oution	524563606376	LeakDetection	Contract Ser Other	\$ 30,477		\$ -	\$ -
oution	524563606331	Grounds Maintenance	Contract Ser Other	\$ -		\$ 32,000	\$ 12,000
oution	524565006402	Fuel/Lubricants	Trans Expense	\$ 4,995		\$ 11,000	\$ 11,000
oution	524562006405	Office Supplies	Material Supplies	\$ 2,803	\$ 386	\$ -	\$ -
oution	524562006408	Operational Sup/Mat	Material Supplies	\$ 20,542	\$ 27,317	\$ 75,000	\$ 18,000
oution	524562006412	Pump&Gen Parts	Material Supplies	\$ -	\$ 14,900	\$ -	\$ -
oution	524562006414	TelemetrySystem Parts	Material Supplies	\$ (50)		\$ -	\$ -
oution	524562006419	Safety Supplies	Material Supplies	\$ 716	\$ 1,018	\$ 6,968	\$ 6,900
oution	524561806430	Chemicals	Chemicals	\$ 785	\$ 478	\$ 2,500	\$ 2,000
oution	524562006502	Equipment / Hand Tools	Material Supplies	\$ 1,650		\$ 10,000	\$ 2,000
oution	524562006506	Pumps/Motor Spare Parts	Material Supplies	\$ -	\$ 1,848	\$ -	\$ -
oution	524561506701	Purchase Power	Purchase Power	\$ 6,142,958	\$ 2,006,040	\$ 542,640	\$ 510,682
oution	524561006702	Purchase Water	Purchase Water	\$ 6,301,890	\$ 6,618,266	\$ 5,310,750	\$ 5,800,000
oution	524563606703	Telephone	Telephone	\$ -	\$ 560	\$ -	\$ 500
oution	524563606705	Radio/Page	Contract Ser Other	\$ -	\$ 493	\$ -	\$ 500
oution	524563606704	Cellular	Contract Ser Other	\$ 10,988		\$ -	\$ -
oution	524563606802	SDC MDI	Contract Ser Other	\$ 4,845		\$ -	\$ -
oution	524563606812	SDC Accion	Contract Ser Other	\$ 16,000		\$ -	\$ -
oution	524567506600	Miscellaneous	Miscellaneous	\$ -	\$ 61	\$ 2,500	\$ -
oution		Special Reserves	Special Reserves	\$ -	\$ -	\$ -	\$ 8,041
oution	5245	Number of Employees	Number of Employees	22	22	17	21
oution	5245	Vacant Position	Vacant Position	-	-	4	-

Guam Waterworks Authority
 Authorized Budget
 FY 2002

Consolidate	Description	Class 2	FY99 Actual	FY 00 Actual	FY 01 Approved Budget	FY 02 Authorized Level
			\$ 13,939,606	\$ 9,743,386	\$ 7,065,590	\$ 7,368,412
	Contribution Total					

Guam Waterworks Authority
Authorized Budget
FY 2002

	Consolidate	Description	Class 2	FY99 Actual	FY 00 Actual	FY 01 Approved Budget	FY 02 Authorized Level
	525560105101	Emp Salaries/Wage	Wages & Salaries	\$ 531,082	\$ 585,894	\$ 555,951	\$ 521,325
	525560105104	Holiday Pay	Holiday Pay	\$ 38,673	\$ 26,944	\$ -	\$ 23,000
	525560105106	Night Diff	Night Diff	\$ 3,610	\$ 6,912	\$ -	\$ 6,000
	525560105107	Hazardous Pay	Hazardous Pay	\$ -	\$ -	\$ -	\$ -
	525560105109	Overtime	Overtime	\$ 170,607	\$ 191,333	\$ 45,920	\$ 50,000
	525560405112	Retirement	Benefits	\$ 127,820	\$ 135,794	\$ 136,148	\$ 98,060
	525560405113	Life Insurance	Benefits	\$ 1,744	\$ 2,023	\$ 2,040	\$ 1,696
	525560405114	Hospital Insurance	Benefits	\$ 28,763	\$ 34,065	\$ 34,000	\$ 38,017
	525560405115	Dental Insurance	Benefits	\$ 4,220	\$ 4,550	\$ 4,250	\$ 3,417
	525560405116	Medicare	Benefits	\$ 4,160	\$ 5,844	\$ 8,257	\$ 7,644
	525560105101	Vacant	Vacant			\$ 32,453	\$ -
	525564205313	Rent Hvy Equipt/trk	Equipment Rental	\$ 270,263	\$ 495,106	\$ 33,732	\$ -
	525565705352	Liab Claims	Insurance	\$ 3,330		\$ -	\$ -
	525563605365	VariousRprSrvcs	Contract Ser Other	\$ 984	\$ 1,525	\$ 5,000	\$ 4,000
	525565005402	Fuel/Lubricants	Trans Expense	\$ 4,995		\$ 11,000	\$ 8,000
	525562005405	Office Supplies	Material Supplies	\$ 835	\$ 420	\$ -	\$ -
	525562005408	Operational Sup/Mat	Material Supplies	\$ 260,574	\$ 277,204	\$ 53,848	\$ 110,000
	525562005417	AsphaltMaterial	Material Supplies	\$ 43,046	\$ 30,696	\$ 8,500	\$ 30,000
	525562005418	FireHydrantCompont	Material Supplies	\$ 2,515	\$ 15,000	\$ -	\$ -
	525562005419	Safety Supplies	Material Supplies	\$ 2,639	\$ 3,222	\$ 7,860	\$ 7,800
	525564105314	RentBuildProperty	RentBuildProperty	\$ -	\$ -	\$ -	\$ -
	525565005420	Vehicle parts	Trans Expense	\$ 1,402		\$ -	\$ -
	525562005501	Office Eq < \$750	Material Supplies			\$ -	\$ 325
	525562005502	Equipment / Hand Tools	Material Supplies	\$ 9,508	\$ 2,329	\$ 150	\$ 1,500
	525562005503	Gas Operated Equip	Material Supplies	\$ -	\$ 3,685	\$ -	\$ -
	525561505701	Purchase Power	Purchase Power			\$ 14,640	\$ 13,000
	525563605703	Telephone	Telephone	\$ -	\$ 4,374	\$ -	\$ 500
	525563605704	Cellular	Contract Ser Other	\$ -		\$ -	\$ -
	525563605705	Radio/Page	Contract Ser Other	\$ -	\$ 630	\$ -	\$ 2,448
		Special Reserves	Special Reserves	\$ -	\$ -	\$ -	\$ 5,879
	5255	Number of Employees	Number of Employees	20	20	17	16
	5255	Vacant Position	Vacant Position	-		-	-
				\$ 1,510,790	\$ 1,827,548	\$ 953,749	\$ 932,611

Guam Waterworks Authority
Authorized Budget
FY 2002

	Consolidate	Description	Class 2	FY99 Actual	FY 00 Actual	FY 01 Approved Budget	FY 02 Authorized Level
ons	526560107101	Emp Salaries/Wage	Wages & Salaries	\$ 251,214	\$ 176,537	\$ 137,538	\$ 135,284
ons	526560107104	Holiday Pay	Holiday Pay	\$ 12,201	\$ 7,477	\$ -	\$ 6,000
ons	526560107106	Night Diff	Night Diff	\$ 8,118	\$ 6,025	\$ -	\$ 3,000
ons	526560107107	Hazardous Pay	Hazardous Pay	\$ 103	\$ 2,495	\$ -	\$ -
ons	526560107109	Overtime	Overtime	\$ 9,854	\$ 24,869	\$ -	\$ 12,000
ons	526560407112	Retirement	Benefits	\$ 53,064	\$ 34,052	\$ 32,322	\$ 25,163
ons	526560407113	Life Insurance	Benefits	\$ 857	\$ 582	\$ 480	\$ 424
ons	526560407114	Hospital Insurance	Benefits	\$ 14,715	\$ 7,523	\$ 8,000	\$ 8,490
ons	526560407115	Dental Insurance	Benefits	\$ 2,072	\$ 1,176	\$ 1,000	\$ 892
ons	526560407116	Medicare	Benefits	\$ 2,109	\$ 2,472	\$ 1,960	\$ 1,962
ons	526560107101	Vacant	Vacant			\$ -	\$ -
ons	526563607325	SCADA Maint	Contract Ser Other	\$ -		\$ -	\$ -
ons	526563607365	VariousRprSrvcs	Contract Ser Other	\$ -		\$ -	\$ 5,000
ons	526562007405	Office Supplies	Material Supplies	\$ 71		\$ -	\$ -
ons	526562007408	Operational Sup/Mat	Material Supplies	\$ 104		\$ -	\$ 5,000
ons	526562007501	Office Eq < \$750	Material Supplies	\$ -	\$ 985	\$ 80,000	\$ -
ons	526567507600	Miscellaneous	Miscellaneous	\$ -	\$ -	\$ -	\$ -
ons	526563607703	Telephone	Telephone	\$ 2,139	\$ 63,665	\$ 78,000	\$ 12,000
ons	526563607704	Cellular	Contract Ser Other	\$ -		\$ -	\$ -
ons	526563607705	Radio/Page	Contract Ser Other	\$ -	\$ 30,231	\$ 21,600	\$ -
ons	5265	Number of Employees	Number of Employees	8	8	4	4
ons	5265	Vacant Position	Vacant Position	-		-	-
itions Total				\$ 356,628	\$ 358,088	\$ 360,900	\$ 215,214

Guam Waterworks Authority
Authorized Budget
FY 2002

	Consolidate	Description	Class 2	FY99 Actual	FY 00 Actual	FY 01 Approved Budget	FY 02 Authorized Level
Repair	527560106101	Emp Salaries/Wage	Wages & Salaries	\$ 709,378	\$ 701,588	\$ 705,097	\$ 719,461
Repair	527560106104	Holiday Pay	Holiday Pay	\$ 40,962	\$ 34,916	\$ -	\$ 6,000
Repair	527560106106	Night Diff	Night Diff	\$ 14,851	\$ 14,232	\$ -	\$ -
Repair	527560106107	Hazardous Pay	Hazardous Pay	\$ 111	\$ 20	\$ -	\$ -
Repair	527560106109	Overtime	Overtime	\$ 142,371	\$ 108,413	\$ 84,506	\$ 70,000
Repair	527560406112	Retirement	Benefits	\$ 163,611	\$ 151,049	\$ 182,456	\$ 136,354
Repair	527560406113	Life Insurance	Benefits	\$ 2,530	\$ 2,399	\$ 2,760	\$ 2,544
Repair	527560406114	Hospital Insurance	Benefits	\$ 38,707	\$ 39,505	\$ 46,000	\$ 55,124
Repair	527560406115	Dental Insurance	Benefits	\$ 5,350	\$ 5,785	\$ 5,750	\$ 5,200
Repair	527560406116	Medicare	Benefits	\$ 6,923	\$ 8,146	\$ 11,065	\$ 10,630
Repair	527560106101	Vacant	Vacant			\$ 49,495	\$ -
Repair	527564206313	Rent Hvy Equip/trk	Equipment Rental	\$ 288,820	\$ 147,801	\$ 172,500	\$ -
Repair	527565706352	Liab Claims	Insurance	\$ 9,059		\$ -	\$ -
Repair	527563606361	Road Repair Ser	Contract Ser Other	\$ 26,844	\$ 49,680	\$ 50,000	\$ 50,000
Repair	527563606365	VariousRprSrvcs	Contract Ser Other	\$ 21,622	\$ 207,737	\$ 4,800	\$ 4,000
Repair	527563606376	LeakDetection	Contract Ser Other	\$ 22,194		\$ 37,500	
Repair	527564106314	RentBuildProperty	RentBuildProperty	\$ -	\$ -	\$ -	\$ -
Repair	527565006402	Fuel/Lubricants	Trans Expense	\$ 6,666		\$ 36,061	\$ 25,000
Repair	527562006405	Office Supplies	Material Supplies	\$ 1,751	\$ 4,310	\$ -	\$ -
Repair	527562006408	Operational Sup/Mat	Material Supplies	\$ 279,556	\$ 328,969	\$ 175,000	\$ 80,700
Repair	527562006417	AsphaltMaterial	Material Supplies	\$ 1,900	\$ 44,504	\$ 15,000	\$ 35,000
Repair	527562006419	Safety Supplies	Material Supplies	\$ 2,651	\$ 6,476	\$ 24,191	\$ 12,700
Repair	527562006502	Equipment / Hand Tools	Material Supplies	\$ 8,357	\$ 7,258	\$ 35,650	\$ 8,000
Repair	527562006503	Gas Operated Equip	Material Supplies	\$ 3,000		\$ -	\$ -
Repair	527563606703	Telephone	Telephone			\$ -	\$ 800
Repair	527563606704	Cellular	Contract Ser Other	\$ 7,868		\$ -	\$ -
Repair	527563606705	Radio/Page	Contract Ser Other	\$ 757	\$ 840	\$ -	\$ 264
Repair		Special Reserves	Special Reserves	\$ -	\$ -	\$ -	\$ 13,626
Repair	5275	Number of Employees	Number of Employees	26	26	23	24
Repair	5275	Vacant Position	Vacant Position			3	-
Repair Total				\$ 1,805,866	\$ 1,863,628	\$ 1,637,831	\$ 1,235,403

Guam Waterworks Authority
Authorized Budget
FY 2002

	Consolidate	Description	Class 2	FY99 Actual	FY 00 Actual	FY 01 Approved Budget	FY 02 Authorized Level
	528560107101	Emp Salaries/Wage	Wages & Salaries	\$ 488,304	\$ 454,686	\$ 469,882	\$ 537,842
	528560107104	Holiday Pay	Holiday Pay	\$ 34,039	\$ 16,486	\$ 43,662	\$ 38,300
	528560107106	Night Diff	Night Diff	\$ 8,061	\$ 3,784	\$ 3,640	\$ 5,384
	528560107107	Hazardous Pay	Hazardous Pay	\$ 17,687		\$ 6,800	\$ -
	528560107109	Overtime	Overtime	\$ 230,063	\$ 113,194	\$ 32,500	\$ 53,202
	528560407112	Retirement	Benefits	\$ 125,553	\$ 94,864	\$ 120,116	\$ 101,822
	528560407113	Life Insurance	Benefits	\$ 2,077	\$ 2,017	\$ 2,160	\$ 2,650
	528560407114	Hospital Insurance	Benefits	\$ 24,656	\$ 23,398	\$ 36,000	\$ 60,887
	528560407115	Dental Insurance	Benefits	\$ 3,650	\$ 3,000	\$ 4,500	\$ 5,793
	528560407116	Medicare	Benefits	\$ 6,257	\$ 6,992	\$ 7,284	\$ 7,938
	528560107101	Vacant	Vacant			\$ 49,495	\$ -
	528563607303	Print/CopierSvc	Contract Ser Other	\$ 5,900	\$ 4,425	\$ 4,720	\$ -
	528565007312	Lease of vehicle	Trans Expense	\$ -		\$ -	\$ -
	528564207313	Rent Hvy Equip/trk	Equipment Rental	\$ 134,885	\$ 105,675	\$ 92,400	\$ -
	528563607365	VariousRprSrvcs	Contract Ser Other	\$ 3,348		\$ 12,500	\$ 2,000
	528565007402	Fuel/Lubricants	Trans Expense	\$ 3,333		\$ 10,000	\$ 8,000
	528562007405	Office Supplies	Material Supplies	\$ 2,419	\$ 2,210	\$ -	\$ -
	528562007408	Operational Sup/Mat	Material Supplies	\$ 165,693	\$ 180,050	\$ 125,880	\$ 75,000
	528562007409	Mtr/MtrBox	Material Supplies	\$ 3,983	\$ 224,054	\$ -	\$ -
	528562007419	Safety Supplies	Material Supplies	\$ 4,653	\$ 564	\$ 14,936	\$ 8,000
	528564107314	RentBuildProperty	RentBuildProperty	\$ -	\$ -	\$ -	\$ -
	528565007420	Vehicle parts	Trans Expense	\$ 2,887		\$ -	\$ -
	528561807430	Chemicals	Chemicals	\$ 284		\$ -	\$ -
	528562007501	Office Eq < \$750	Material Supplies			\$ -	\$ 390
	528562007502	Equipment / Hand Tools	Material Supplies	\$ 4,859	\$ 1,918	\$ 20,000	\$ 10,000
	528562007503	Gas Operated Equip	Material Supplies	\$ -			\$ 2,500
	528561507701	Purchase Power	Purchase Power			\$ 9,000	\$ 7,500
	528563607703	Telephone	Telephone	\$ -	\$ 776	\$ -	\$ 1,200
	528563607704	Cellular	Contract Ser Other	\$ 6,457		\$ -	\$ -
	528563607705	Radio/Page	Contract Ser Other			\$ -	\$ 1,728
		Special Reserves	Special Reserves	\$ -	\$ -	\$ -	\$ 9,588
	5285	Number of Employees	Number of Employees	20	20	18	25
	5285	Vacant Position	Vacant Position	-		3	-
				\$ 1,279,068	\$ 1,238,092	\$ 1,065,475	\$ 939,724

Guam Waterworks Authority
Authorized Budget
FY 2002

	Consolidate	Description	Class 2	FY99 Actual	FY 00 Actual	FY 01 Approved Budget	FY 02 Authorized Level
	530570108101	Emp Salaries/Wage	Wages & Salaries	\$ 188,286	\$ 158,579	\$ 160,556	\$ 183,301
	530570108104	Holiday Pay	Holiday Pay	\$ 6,598	\$ 5,134	\$ 4,931	\$ 3,000
	530570108106	Night Diff	Night Diff	\$ 2,189	\$ 1,286	\$ 1,148	\$ 2,000
	530570108107	Hazardous Pay	Hazardous Pay	\$ 5,342	\$ 7,941	\$ -	\$ 3,000
	530570108109	Overtime	Overtime	\$ 7,191	\$ 375	\$ -	\$ -
	530570408112	Retirement	Benefits	\$ 41,337	\$ 31,995	\$ 37,501	\$ 34,437
	530570408113	Life Insurance	Benefits	\$ 446	\$ 344	\$ 480	\$ 636
	530570408114	Hospital Insurance	Benefits	\$ 6,198	\$ 4,590	\$ 8,000	\$ 12,073
	530570408115	Dental Insurance	Benefits	\$ 1,031	\$ 715	\$ 1,000	\$ 1,485
	530570408116	Medicare	Benefits	\$ 287	\$ 391	\$ 2,274	\$ 2,685
	530570108101	Vacant	Vacant			\$ -	\$ -
	530576008301	Advertising Expenses	Advertising Expenses		\$ 1,318	\$ -	\$ -
	530573608311	HevyEqmnt/MotorRepair	Contract Ser Other	\$ 1,000		\$ -	\$ -
	530575008402	Fuel/Lubricants	Trans Expense	\$ 1,894	\$ 4,256	\$ 2,781	\$ -
	530572008405	Office Supplies	Material Supplies	\$ 10,631	\$ 6,050	\$ 13,622	\$ 7,000
	530572008408	Operational Sup/Mat	Material Supplies	\$ 510		\$ -	\$ -
	530572008419	Safety Supplies	Material Supplies	\$ -		\$ -	\$ 600
	530574108314	RentBuildProperty	RentBuildProperty	\$ -	\$ -	\$ -	\$ -
	530575008420	Vehicle parts	Trans Expense	\$ 524		\$ -	\$ -
	530572008501	Office Eq < \$750	Material Supplies	\$ 553		\$ -	\$ -
	530571508701	Purchase Power	Purchase Power			\$ 3,720	\$ 3,000
	530573608703	Telephone	Telephone	\$ 7,244	\$ 749	\$ -	\$ 1,295
	530573608704	Cellular	Contract Ser Other	\$ 24,295		\$ -	\$ -
	530573608705	Radio/Page	Contract Ser Other			\$ -	\$ 288
		Special Reserves	Special Reserves	\$ -	\$ -	\$ -	\$ 1,846
	5305	Number of Employees	Number of Employees	4	4	4	6
	5305	Vacant Position	Vacant Position	-	-	-	-
Total				\$ 305,558	\$ 223,724	\$ 236,013	\$ 256,646

Guam Waterworks Authority
Authorized Budget
FY 2002

	Consolidate	Description	Class 2	FY99 Actual	FY 00 Actual	FY 01 Approved Budget	FY 02 Authorized Level
				\$ 667,005	\$ 498,010	\$ 523,527	\$ 454,056
	532170105101	Emp Salaries/Wage	Wages & Salaries	\$ 33,716	\$ 24,892	\$ 26,079	\$ 21,000
	532170105104	Holiday Pay	Holiday Pay	\$ 23,354	\$ 17,982	\$ 17,388	\$ 17,388
	532170105106	Night Diff	Night Diff	\$ 159,195	\$ 69,935	\$ 36,412	\$ 37,000
	532170105107	Hazardous Pay	Hazardous Pay	\$ 98,676	\$ 98,410	\$ 56,000	\$ 45,993
	532170105109	Overtime	Overtime	\$ 158,762	\$ 120,652	\$ 149,636	\$ 85,548
	532170405112	Retirement	Benefits	\$ 1,943	\$ 1,717	\$ 1,800	\$ 1,378
	532170405113	Life Insurance	Benefits	\$ 30,626	\$ 27,986	\$ 30,000	\$ 31,105
	532170405114	Hospital Insurance	Benefits	\$ 4,817	\$ 3,885	\$ 3,750	\$ 2,823
	532170405115	Dental Insurance	Benefits	\$ 3,168	\$ 3,971	\$ 9,075	\$ 6,669
	532170405116	Medicare	Benefits			\$ 80,882	\$ -
	532170105101	Vacant	Vacant	\$ 37,380	\$ 53,473	\$ -	\$ -
	532173605311	HevyEqpmnt/MotorRepair	Contract Ser Other	\$ 77,751	\$ 451,729	\$ 123,080	\$ 125,000
	532174205313	Rent Hvy Equip/trk	Equipment Rental			\$ 15,000	
	532173605331	Grounds Maintenance	Contract Ser Other	\$ 34,610	\$ 102,269	\$ 180,000	\$ 80,000
	532173605365	VariousRprSrvc	Contract Ser Other	\$ 3,847	\$ 605	\$ 2,952	\$ 2,952
	532175005402	Fuel/Lubricants	Trans Expense	\$ 240		\$ -	\$ -
	532172005405	Office Supplies	Material Supplies	\$ 19,343	\$ 34,155	\$ 30,711	\$ 15,000
	532172005408	Operational Sup/Mat	Material Supplies	\$ 410	\$ 6,815	\$ 8,760	\$ 9,500
	532172005419	Safety Supplies	Material Supplies	\$ 425		\$ -	\$ -
	532175005420	Vehicle parts	Trans Expense	\$ 146,250		\$ 75,000	\$ 60,000
	532171805430	Chemicals	Chemicals			\$ -	\$ 260
	532172005501	Office Eq < \$750	Material Supplies	\$ -	\$ 2,063	\$ 6,685	\$ 1,000
	532172005502	Equipment / Hand Tools	Material Supplies	\$ -		\$ -	\$ -
	532172005503	Gas Operated Equip	Material Supplies	\$ -	\$ 6,215	\$ -	\$ -
	532172005506	Pumps/Motor Spare Parts	Material Supplies	\$ 305,520	\$ 3,358,649	\$ 654,060	\$ 480,000
	532171505701	Purchase Power	Purchase Power	\$ -	\$ 243	\$ -	\$ 908
	532173605703	Telephone	Telephone	\$ -		\$ -	\$ -
	532173605704	Cellular	Contract Ser Other	\$ -		\$ -	\$ 1,152
	532173605705	Radio/Page	Contract Ser Other	\$ -	\$ -	\$ -	\$ 34,015
		Special Reserves	Special Reserves				
				21	21	15	13
	5321	Number of Employees	Number of Employees			4	
	5321	Vacant Position	Vacant Position	\$ 1,807,037	\$ 4,883,656	\$ 2,030,797	\$ 1,512,747
Total							

Guam Waterworks Authority
Authorized Budget
FY 2002

				FY99 Actual	FY 00 Actual	FY 01 Approved Budget	FY 02 Authorized Level
	Consolidate	Description	Class 2				
				\$ 834,135	\$ 725,996	\$ 666,335	\$ 769,929
	533170105101	Emp Salaries/Wage	Wages & Salaries	\$ 48,377	\$ 38,805	\$ 42,312	\$ 33,000
	533170105104	Holiday Pay	Holiday Pay	\$ 31,927	\$ 28,403	\$ 28,131	\$ 28,131
	533170105106	Night Diff	Night Diff	\$ 180,772	\$ 154,046	\$ 88,551	\$ 88,551
	533170105107	Hazardous Pay	Hazardous Pay	\$ 138,852	\$ 237,906	\$ 62,557	\$ 62,557
	533170105109	Overtime	Overtime	\$ 207,262	\$ 177,335	\$ 212,293	\$ 144,432
	533170405112	Retirement	Benefits	\$ 2,548	\$ 2,027	\$ 2,400	\$ 2,544
	533170405113	Life Insurance	Benefits	\$ 34,281	\$ 27,720	\$ 40,000	\$ 46,460
	533170405114	Hospital Insurance	Benefits	\$ 5,386	\$ 4,420	\$ 5,000	\$ 4,754
	533170405115	Dental Insurance	Benefits	\$ 3,050	\$ 3,875	\$ 12,874	\$ 11,259
	533170405116	Medicare	Benefits			\$ 137,782	\$ -
	533170105101	Vacant	Vacant			\$ -	\$ -
	533173605311	HevyEqmnt/MotorRepair	Contract Ser Other	\$ 40,492	\$ 36,365	\$ -	\$ -
	533174205313	Rent Hvy Equipt/trk	Equipment Rental	\$ 251,937	\$ 285,916	\$ 84,000	\$ 75,000
	533173605331	Grounds Maintenance	Contract Ser Other	\$ -	\$ 6,750	\$ 15,000	\$ -
	533173605332	BldgRpr&Maint.	Contract Ser Other	\$ 3,975		\$ -	\$ -
	533173605345	ChlorEmergEquipRep	Contract Ser Other	\$ -		\$ -	\$ -
	533173605365	VariousRprSrvcs	Contract Ser Other	\$ 23,449	\$ 150,224	\$ 130,416	\$ 80,000
	533175005365	VariousRprSrvcs	Contract Ser Other	\$ 9,444		\$ -	\$ -
	533175005402	Fuel/Lubricants	Trans Expense	\$ 2,335	\$ 3,181	\$ 7,500	\$ 5,000
	533172005405	Office Supplies	Material Supplies	\$ 481	\$ 9	\$ -	\$ -
	533172005408	Operational Sup/Mat	Material Supplies	\$ 16,057	\$ 26,717	\$ 35,000	\$ 20,000
	533172005412	Pump&Gen Parts	Material Supplies	\$ 1,430	\$ 32,968	\$ -	\$ -
	533172005419	Safety Supplies	Material Supplies	\$ 3,950	\$ 3,207	\$ 5,908	\$ 15,000
	533175005420	Vehicle parts	Trans Expense	\$ 1,849		\$ -	\$ -
	533171805430	Chemicals	Chemicals	\$ 10,217	\$ 108,124	\$ 200,000	\$ 80,000
	533172005501	Office Eq < \$750	Material Supplies			\$ -	\$ 130
	533172005502	Equipment / Hand Tools	Material Supplies	\$ 552	\$ 1,941	\$ 5,000	\$ 1,000
	533172005503	Gas Operated Equip	Material Supplies	\$ 479		\$ -	\$ -
	533172005504	Chlr pump & Motor	Material Supplies	\$ -		\$ -	\$ -
	533172005506	Pumps/Motor Spare Parts	Material Supplies	\$ 400	\$ 679	\$ -	\$ -
	533171505701	Purchase Power	Purchase Power	\$ 186,307	\$ 1,554,425	\$ 560,940	\$ 465,000
	533173605703	Telephone	Telephone	\$ -	\$ 247	\$ -	\$ 1,048
	533173605704	Cellular	Contract Ser Other	\$ -		\$ -	\$ -
	533173605705	Radio/Page	Contract Ser Other		\$ 160	\$ -	\$ -
	533177505600	Miscellaneous	Miscellaneous	\$ -	\$ -	\$ -	\$ 34,722
		Special Reserves	Special Reserves	\$ -	\$ -	\$ -	\$ -
		Number of Employees	Number of Employees	22	22	20	24
	5331	Number of Employees					

Guam Waterworks Authority
Authorized Budget
FY 2002

	Consolidate	Description	Class 2	FY99 Actual	FY 00 Actual	FY 01 Approved Budget	FY 02 Authorized Level
			Wages & Salaries	\$ 822,370	\$ 810,107	\$ 724,302	\$ 629,560
	534170105101	Emp Salaries/Wage	Holiday Pay	\$ 50,563	\$ 45,161	\$ 47,800	\$ 30,000
	534170105104	Holiday Pay	Night Diff	\$ 19,635	\$ 26,232	\$ 25,500	\$ 25,500
	534170105106	Night Diff	Hazardous Pay	\$ 250,534	\$ 148,095	\$ 81,000	\$ 81,000
	534170105107	Hazardous Pay	Overtime	\$ 173,947	\$ 194,264	\$ 56,000	\$ 63,428
	534170105109	Overtime	Benefits	\$ 224,174	\$ 201,333	\$ 214,452	\$ 117,975
	534170405112	Retirement	Benefits	\$ 2,302	\$ 2,236	\$ 2,520	\$ 2,014
	534170405113	Life Insurance	Benefits	\$ 44,065	\$ 42,017	\$ 42,000	\$ 52,896
	534170405114	Hospital Insurance	Benefits	\$ 6,770	\$ 5,253	\$ 5,250	\$ 4,308
	534170405115	Dental Insurance	Benefits	\$ 6,230	\$ 7,805	\$ 13,005	\$ 9,197
	534170405116	Medicare	Benefits				\$ -
	534170105101	Vacant	Vacant				\$ -
	534173605311	HevyEqpmnt/MotorRepair	Contract Ser Other	\$ 15,390	\$ 54,120	\$ -	\$ -
	534174205313	Rent Hvy Equip/trk	Equipment Rental	\$ 99,073	\$ 314,026	\$ 200,520	\$ 100,000
	534173605331	Grounds Maintenance	Contract Ser Other	\$ -	\$ 3,805	\$ 60,000	
	534173605345	ChlorEmergEquipRep	Contract Ser Other	\$ -	\$ -	\$ -	\$ -
	534173605365	VariousRprSrvcs	Contract Ser Other	\$ 21,185	\$ 190,078	\$ 299,200	\$ 80,000
	534175005402	Fuel/Lubricants	Trans Expense	\$ 3,832	\$ 2,823	\$ 21,000	\$ 5,000
	534172005405	Office Supplies	Material Supplies	\$ 271	\$ 454	\$ -	\$ -
	534172005408	Operational Sup/Mat	Material Supplies	\$ 9,247	\$ 28,894	\$ 31,948	\$ 15,000
	534172005419	Safety Supplies	Material Supplies	\$ -	\$ 6,588	\$ 12,200	\$ 12,000
	534175005420	Vehicle parts	Trans Expense	\$ 570		\$ -	\$ -
	534171805430	Chemicals	Chemicals	\$ 73,125	\$ 12,151	\$ 52,000	\$ 58,000
	534172005501	Office Eq < \$750	Material Supplies	\$ 1,024	\$ 1,785	\$ 10,000	\$ 1,000
	534172005502	Equipment / Hand Tools	Material Supplies	\$ 1,158	\$ 9,278	\$ 14,900	\$ 8,000
	534172005503	Gas Operated Equip	Material Supplies	\$ -	\$ 1,830	\$ -	\$ -
	534172005504	Chlr pump & Motor	Material Supplies	\$ -	\$ -	\$ -	\$ -
	534172005506	Pumps/Motor Spare Parts	Material Supplies	\$ -	\$ 1,338	\$ -	\$ -
	534171505701	Purchase Power	Purchase Power	\$ 157,084	\$ 1,325,206	\$ 370,296	\$ 325,000
	534173605703	Telephone	Telephone	\$ -	\$ 684	\$ -	\$ 2,080
	534173605704	Cellular	Contract Ser Other	\$ 146		\$ -	\$ -
	534173605705	Radio/Page	Contract Ser Other			\$ -	\$ 2,016
		Special Reserves	Special Reserves	\$ -	\$ -	\$ -	\$ 32,853
		Number of Employees	Number of Employees	23	23	21	19
	5341	Vacant Position	Vacant Position	-	-	-	1
	5341			\$ 1,982,716	\$ 3,435,563	\$ 2,283,893	\$ 1,656,827

tal

Guam Waterworks Authority
Authorized Budget
FY 2002

	Consolidate	Description	Class 2	FY99 Actual	FY 00 Actual	FY 01 Approved Budget	FY 02 Authorized Level
es	535570106101	Emp Salaries/Wage	Wages & Salaries	\$ 425,097	\$ 245,769	\$ 270,143	\$ 323,771
es	535570106104	Holiday Pay	Holiday Pay	\$ 18,914	\$ 15,402	\$ 16,600	\$ 13,000
es	535570106106	Night Diff	Night Diff	\$ 12,417	\$ 10,196	\$ 9,000	\$ 9,000
es	535570106107	Hazardous Pay	Hazardous Pay	\$ 93,543	\$ 39,311	\$ 20,500	\$ 20,500
es	535570106109	Overtime	Overtime	\$ 119,204	\$ 103,287	\$ 56,000	\$ 32,624
es	535570406112	Retirement	Benefits	\$ 92,652	\$ 69,917	\$ 77,859	\$ 60,681
es	535570406113	Life Insurance	Benefits	\$ 1,172	\$ 977	\$ 1,080	\$ 1,272
es	535570406114	Hospital Insurance	Benefits	\$ 20,513	\$ 15,898	\$ 18,000	\$ 23,868
es	535570406115	Dental Insurance	Benefits	\$ 1,912	\$ 1,543	\$ 2,250	\$ 2,525
es	535570406116	Medicare	Benefits	\$ 3,181	\$ 4,552	\$ 4,722	\$ 4,731
es	535570106101	Vacant	Vacant			\$ 17,361	\$ -
es	535573606311	HevyEqpmnt/MotorRepair	Contract Ser Other	\$ -	\$ 5,800	\$ -	\$ -
es	535574206313	Rent Hvy Equip/trk	Equipment Rental	\$ 29,529	\$ 1,222,103	\$ 500,000	\$ 200,000
es	535573606327	Janitorial Ser	Contract Ser Other	\$ -		\$ -	\$ -
es	535573606344	AirConRpr	Contract Ser Other	\$ 465		\$ -	\$ -
es	535573606365	VariousRprSrvcs	Contract Ser Other	\$ 2,779	\$ 18,930	\$ 6,450	\$ 6,450
es	535575006367	HvyEqpmntRepair	Trans Expense	\$ 545	\$ 2,300	\$ -	\$ -
es	535575006402	Fuel/Lubricants	Trans Expense	\$ 3,832	\$ 3,671	\$ 10,000	\$ 5,000
es	535572006405	Office Supplies	Material Supplies	\$ 140	\$ 23	\$ -	\$ -
es	535572006408	Operational Sup/Mat	Material Supplies	\$ 4,025	\$ 7,492	\$ 14,950	\$ 8,000
es	535572006417	AsphaltMaterial	Material Supplies	\$ (132)	\$ 7,858	\$ -	\$ -
es	535572006419	Safety Supplies	Material Supplies	\$ 2,823	\$ 3,922	\$ 10,000	\$ 11,000
es	535575006420	Vehicle parts	Trans Expense	\$ 1,146		\$ -	\$ -
es	535571806430	Chemicals	Chemicals	\$ -		\$ 80,000	\$ 50,000
es	535572006501	Office Eq < \$750	Material Supplies			\$ -	\$ 130
es	535572006502	Equipment / Hand Tools	Material Supplies			\$ 1,000	\$ 3,600
es	535572006503	Gas Operated Equip	Material Supplies			\$ -	\$ -
es	535577506600	Miscellaneous	Miscellaneous	\$ 4		\$ -	\$ -
es	535573606703	Telephone	Telephone	\$ -	\$ 391	\$ -	\$ -
es	535573606704	Cellular	Contract Ser Other	\$ -		\$ -	\$ 864
es	535573606705	Radio/Page	Contract Ser Other	\$ -	\$ -	\$ -	\$ 2,471
es		Special Reserves	Special Reserves	\$ -	\$ -	\$ -	\$ 12
es		Number of Employees	Number of Employees	11	11	9	-
es	5355	Vacant Position	Vacant Position				
es	5355			\$ 833,775	\$ 1,779,343	\$ 1,115,915	\$ 779,487
klines Total							

Guam Waterworks Authority
Authorized Budget
FY 2002

	Consolidate	Description	Class 2	FY99 Actual	FY 00 Actual	FY 01 Approved Budget	FY 02 Authorized Level
			Wages & Salaries	\$ 123,799	\$ 90,976	\$ 114,246	\$ 72,502
	550560108101	Emp Salaries/Wage		\$ 2,841	\$ 1,249	\$ -	\$ 1,200
	550560108104	Holiday Pay	Holiday Pay	\$ 172	\$ 183	\$ 2,500	\$ 328
	550560108106	Night Diff	Night Diff	\$ 249	\$ 195	\$ 2,500	\$ 812
	550560108107	Hazardous Pay	Hazardous Pay	\$ 2,442	\$ 258	\$ 2,700	\$ -
	550560108109	Overtime	Overtime	\$ 25,146	\$ 17,255	\$ 27,737	\$ 13,749
	550560408112	Retirement	Benefits	\$ 340	\$ 304	\$ 360	\$ 212
	550560408113	Life Insurance	Benefits	\$ 6,329	\$ 4,900	\$ 6,000	\$ 7,689
	550560408114	Hospital Insurance	Benefits	\$ 544	\$ 706	\$ 750	\$ 594
	550560408115	Dental Insurance	Benefits	\$ 1,090	\$ 889	\$ 1,682	\$ 1,072
	550560408116	Medicare	Benefits				\$ -
	550560108101	Vacant	Vacant		\$ 3,735	\$ -	\$ -
	550563608303	Print/CopierSvc	Contract Ser Other	\$ 480		\$ -	\$ -
	550563608304	Drug Free Prg	Contract Ser Other	\$ -		\$ 5,000	\$ 2,000
	550563608365	VariousRprSrvcs	Contract Ser Other	\$ 549	\$ 1,017	\$ 2,600	\$ 1,560
	550565008402	Fuel/Lubricants	Trans Expense	\$ 2,685	\$ 2,183	\$ 4,790	\$ 4,000
	550562008405	Office Supplies	Material Supplies	\$ 384	\$ 309	\$ -	\$ -
	550562008408	Operational Sup/Mat	Material Supplies			\$ -	\$ 550
	550562008419	Safety Supplies	Material Supplies	\$ 902	\$ 399	\$ 8,000	\$ -
	550562008501	Office Eq < \$750	Material Supplies	\$ -	\$ 2,504	\$ -	\$ 1,268
	550563608703	Telephone	Telephone	\$ 9,425		\$ -	\$ -
	550563608704	Cellular	Contract Ser Other	\$ 3,596		\$ -	\$ 144
	550563608705	Radio/Page	Contract Ser Other	\$ -	\$ -	\$ -	\$ 1,418
		Special Reserves	Special Reserves				2
	5505	Number of Employees	Number of Employees	3	3		
	5505	Vacant Position	Vacant Position				
				\$ 180,976	\$ 127,061	\$ 178,865	\$ 109,098

Guam Waterworks Authority
Authorized Budget
FY 2002

	Consolidate	Description	Class 2	FY99 Actual	FY 00 Actual	FY 01 Approved Budget	FY 02 Authorized Level
			Wages & Salaries	\$ 127,101	\$ 85,836	\$ 83,741	\$ 81,519
	552560102101	Emp Salaries/Wage					
	552560102104	Holiday Pay	Holiday Pay	\$ 3,648	\$ 1,018	\$ -	\$ 2,000
	552560102106	Night Diff	Night Diff	\$ 626	\$ 331	\$ 1,200	\$ 1,115
	552560102107	Hazardous Pay	Hazardous Pay	\$ 525	\$ 472	\$ 1,600	\$ 1,411
	552560102109	Overtime	Overtime	\$ 15,544	\$ 8,752	\$ 5,750	\$ 6,933
	552560402112	Retirement	Benefits	\$ 26,335	\$ 16,004	\$ 22,067	\$ 15,356
	552560402113	Life Insurance	Benefits	\$ 395	\$ 331	\$ 360	\$ 318
	552560402114	Hospital Insurance	Benefits	\$ 6,768	\$ 4,785	\$ 6,000	\$ 5,660
	552560402115	Dental Insurance	Benefits	\$ 963	\$ 638	\$ 750	\$ 594
	552560402116	Medicare	Benefits	\$ 1,385	\$ 1,398	\$ 1,338	\$ 1,197
	552560102101	Vacant	Vacant			\$ 49,007	\$ -
	552564202313	Rent Hvy Equipt/trk	Equipment Rental	\$ 2,945	\$ 31,939	\$ 2,500	\$ 2,000
	552563602335	Hazardous Waste Disposal	Contract Ser Other	\$ -		\$ 10,000	\$ 9,000
	552563602365	VariousRprSrvcs	Contract Ser Other	\$ 37,926	\$ 97,155	\$ 80,000	\$ 60,000
	552565002402	Fuel/Lubricants	Trans Expense	\$ 4,646	\$ 122,271	\$ 14,000	\$ 14,000
	552562002405	Office Supplies	Material Supplies	\$ 394		\$ -	\$ -
	552562002408	Operational Sup/Mat	Material Supplies	\$ (439)	\$ 4,109	\$ 6,000	\$ 4,000
	552562002417	AsphaltMaterial	Material Supplies	\$ -	\$ 629	\$ -	\$ -
	552562002419	Safety Supplies	Material Supplies	\$ 830		\$ 1,780	\$ 2,600
	552565002420	Vehicle parts	Trans Expense	\$ 54,678		\$ 120,000	\$ 103,678
	552562002502	Equipment / Hand Tools	Material Supplies	\$ 6,943	\$ 6,769	\$ 3,900	\$ 2,500
	552563602703	Telephone	Telephone	\$ -		\$ -	\$ -
	552563602704	Cellular	Contract Ser Other	\$ -		\$ -	\$ -
	552563602705	Radio/Page	Contract Ser Other	\$ -		\$ -	\$ 1,041
		Special Reserves	Special Reserves	\$ -	\$ -	\$ -	\$ -
		Number of Employees	Number of Employees	4	4	3	3
	5525	Number of Employees	Vacant Position	-	-	2	-
	5525	Vacant Position		\$ 291,218	\$ 382,437	\$ 409,993	\$ 314,922

Guam Waterworks Authority
Authorized Budget
FY 2002

	Consolidate	Description	Class 2	FY99 Actual	FY 00 Actual	FY 01 Approved Budget	FY 02 Authorized Level
			Wages & Salaries	\$ 227,013	\$ 245,171	\$ 192,125	\$ 196,212
	553560102101	Emp Salaries/Wage	Holiday Pay	\$ 11,553	\$ 8,393	\$ -	\$ 4,500
	553560102104	Holiday Pay	Night Diff	\$ 3,254	\$ 3,020	\$ 5,000	\$ 2,657
	553560102106	Night Diff	Hazardous Pay	\$ 9,152	\$ 8,978	\$ 10,000	\$ 13,200
	553560102107	Hazardous Pay	Overtime	\$ 93,626	\$ 75,565	\$ 26,750	\$ 19,899
	553560102109	Overtime	Benefits	\$ 54,529	\$ 52,948	\$ 55,919	\$ 37,013
	553560402112	Retirement	Benefits	\$ 818	\$ 878	\$ 840	\$ 742
	553560402113	Life Insurance	Benefits	\$ 10,424	\$ 10,480	\$ 14,000	\$ 13,349
	553560402114	Hospital Insurance	Benefits	\$ 1,326	\$ 1,217	\$ 1,750	\$ 891
	553560402115	Dental Insurance	Benefits	\$ 3,621	\$ 4,169	\$ 3,391	\$ 2,885
	553560402116	Medicare	Vacant			\$ 26,114	\$ -
	553560102101	Vacant	Contract Ser Other	\$ -		\$ -	\$ -
	553563602311	HevyEqpmnt/MotorRepair	Contract Ser Other	\$ 8,277		\$ 50,000	\$ 40,000
	553563602365	VariousRprSrvc	Trans Expense	\$ 2,388		\$ 10,000	\$ 7,800
	553565002402	Fuel/Lubricants	Material Supplies	\$ 844		\$ -	\$ -
	553562002405	Office Supplies	Material Supplies	\$ 41,780	\$ 112,548	\$ 200,000	\$ 120,000
	553562002408	Operational Sup/Mat	Material Supplies	\$ 815	\$ 1,968	\$ 4,077	\$ 3,700
	553562002419	Safety Supplies	Trans Expense	\$ 0		\$ -	\$ -
	553565002420	Vehicle parts	Material Supplies	\$ 5,890	\$ 2,924	\$ 20,000	\$ 8,000
	553562002502	Equipment / Hand Tools	Telephone	\$ -		\$ -	\$ 537
	553563602703	Telephone	Contract Ser Other	\$ -		\$ -	\$ -
	553563602704	Cellular	Contract Ser Other	\$ -		\$ -	\$ -
	553563602705	Radio/Page	Special Reserves				\$ 38,788
		Special Reserves	Number of Employees	9	9	7	7
	5535	Number of Employees	Vacant Position	-		1	1
	5535	Vacant Position		\$ 475,317	\$ 528,258	\$ 619,966	\$ 510,173

FY 02 Authorized Level	FY 01 Approved Budget	FY 00 Actual	FY 99 Actual	Class 2	
				Description	Wages & Salaries
			\$ 15,028		Emp Salaries/Wage
					554560108101
					Holiday Pay
					554560108104
					Holiday Pay
					554560108106
					Night Diff
					554560108107
					Hazardous Pay
					554560108109
					Overtime
					554560408112
					Retirement
					554560408113
					Life Insurance
					554560408114
					Hospital Insurance
					554560408115
					Dental Insurance
					554560408116
					Medicare
					554560108101
					Vacant
					554560408335
					Hazardous Waste Disposal
					554563608365
					Various Rpr Svcs
					554563608402
					Fuel/Lubricants
					554562008405
					Office Supplies
					554562008408
					Operational Sup/Mat
					554562008419
					Safety Supplies
					554562008502
					Equipment / Hand Tools
					554563608703
					Telephone
					554563608705
					Radio/Page
					5545
					Number of Employees
					5545
					Number of Employees
					54,378
					Vacant Position
					15,570
					Contract Ser Other
					3
					Number of Employees
					54,378
					Contract Ser Other
					1,682
					Material Supplies
					1,987
					Material Supplies
					304
					Material Supplies
					22
					Trans Expense
					27,462
					Contract Ser Other
					13,585
					Contract Ser Other
					15,028
					Wages & Salaries
					15,570
					Contract Ser Other
					3
					Number of Employees
					54,378
					Vacant Position
					15,570
					Contract Ser Other
					3
					Number of Employees
					54,378
					Vacant Position
					15,570
					Contract Ser Other
					3
					Number of Employees
					54,378
					Vacant Position
					15,570
					Contract Ser Other
					3
					Number of Employees
					54,378
					Vacant Position
					15,570
					Contract Ser Other
					3
					Number of Employees
					54,378
					Vacant Position
					15,570
					Contract Ser Other
					3
					Number of Employees
					54,378
					Vacant Position
					15,570
					Contract Ser Other
					3
					Number of Employees
					54,378
					Vacant Position
					15,570
					Contract Ser Other
					3
					Number of Employees
					54,378
					Vacant Position
					15,570
					Contract Ser Other
					3
					Number of Employees
					54,378
					Vacant Position
					15,570
					Contract Ser Other
					3
					Number of Employees
					54,378
					Vacant Position
					15,570
					Contract Ser Other
					3
					Number of Employees
					54,378
					Vacant Position
					15,570
					Contract Ser Other
					3
					Number of Employees
					54,378
					Vacant Position
					15,570
					Contract Ser Other
					3
					Number of Employees
					54,378
					Vacant Position
					15,570
					Contract Ser Other
					3
					Number of Employees
					54,378
					Vacant Position
					15,570
					Contract Ser Other
					3
					Number of Employees
					54,378
					Vacant Position
					15,570
					Contract Ser Other
					3
					Number of Employees
					54,378
					Vacant Position
					15,570
					Contract Ser Other
					3
					Number of Employees
					54,378
					Vacant Position
					15,570
					Contract Ser Other
					3
					Number of Employees
					54,378
					Vacant Position
					15,570
					Contract Ser Other
					3
					Number of Employees
					54,378
					Vacant Position
					15,570
					Contract Ser Other
					3
					Number of Employees
					54,378
					Vacant Position
					15,570
					Contract Ser Other
					3
					Number of Employees
					54,378
					Vacant Position
					15,570
					Contract Ser Other
					3
					Number of Employees
					54,378
					Vacant Position
					15,570
					Contract Ser Other
					3
					Number of Employees
					54,378
					Vacant Position
					15,570
					Contract Ser Other
					3
					Number of Employees
					54,378
					Vacant Position
					15,570
					Contract Ser Other
					3
					Number of Employees
					54,378
					Vacant Position
					15,570
					Contract Ser Other
					3
					Number of Employees
					54,378
					Vacant Position
					15,570
					Contract Ser Other
					3
					Number of Employees
					54,378
					Vacant Position
					15,570
					Contract Ser Other
					3
					Number of Employees
					54,378
					Vacant Position
					15,570
					Contract Ser Other
					3
					Number of Employees
					54,378
					Vacant Position
					15,570
					Contract Ser Other
					3
					Number of Employees
					54,378
					Vacant Position
					15,570
					Contract Ser Other
					3
					Number of Employees
					54,378
					Vacant Position
					15,570
					Contract Ser Other
					3
					Number of Employees
					54,378
					Vacant Position
					15,570
					Contract Ser Other
					3
					Number of Employees
					54,378
					Vacant Position
					15,570
					Contract Ser Other
					3
					Number of Employees
					54,378
					Vacant Position
					15,570
					Contract Ser Other
					3
					Number of Employees
					54,378
					Vacant Position
					15,570
					Contract Ser Other
					3
					Number of Employees
					54,378
					Vacant Position
					15,570
					Contract Ser Other
					3
					Number of Employees
					54,378

Guam Waterworks Authority
Authorized Budget
FY 2002

	Consolidate	Description	Class 2	FY99 Actual	FY 00 Actual	FY 01 Approved Budget	FY 02 Authorized Level
			Wages & Salaries	\$ 161,661	\$ 186,974	\$ 110,165	\$ 142,320
ation	555560102101	Emp Salaries/Wage		\$ 4,534	\$ 2,970	\$ -	\$ 2,500
ation	555560102104	Holiday Pay		\$ 2,823	\$ 2,683	\$ 2,100	\$ 2,456
ation	555560102106	Night Diff		\$ 4,489	\$ 2,600	\$ 2,100	\$ 3,168
ation	555560102107	Hazardous Pay		\$ 52,268	\$ 51,157	\$ 35,000	\$ 14,232
ation	555560102109	Overtime		\$ 44,315	\$ 42,662	\$ 31,613	\$ 26,472
ation	555560402112	Retirement		\$ 631	\$ 637	\$ 480	\$ 530
ation	555560402113	Life Insurance		\$ 11,096	\$ 14,093	\$ 8,000	\$ 14,926
ation	555560402114	Hospital Insurance		\$ 1,639	\$ 1,949	\$ 1,000	\$ 1,040
ation	555560402115	Dental Insurance		\$ 1,450	\$ 2,000	\$ 1,917	\$ 2,064
ation	555560402116	Medicare				\$ 101,107	\$ -
ation	555560102101	Vacant				\$ -	\$ -
ation	555563602303	Print/CopierSvc		\$ 320		\$ -	\$ -
ation	555564202313	Rent Hvy Equip/trk		\$ 60,430	\$ 85,912	\$ 95,000	\$ 95,000
ation	555563602365	VariousRprSrvcs		\$ -		\$ 2,500	\$ 2,500
ation	555565002367	HvyEqpmntRepair		\$ 4,950		\$ -	\$ -
ation	555565002368	Lt Veh/Equip Rpr		\$ (4,950)		\$ -	\$ -
ation	555565002402	Fuel/Lubricants		\$ 11,994		\$ 32,500	\$ 45,070
ation	555562002405	Office Supplies		\$ 53		\$ -	\$ -
ation	555562002408	Operational Sup/Mat		\$ 4,110		\$ 1,750	\$ 2,000
ation	555562002419	Safety Supplies		\$ 749	\$ 1,899	\$ 2,262	\$ 3,000
ation	555565002420	Vehicle parts		\$ 575		\$ -	\$ -
ation	555562002502	Equipment / Hand Tools		\$ -		\$ 1,000	\$ 200
ation	555567502600	Miscellaneous		\$ 50	\$ 50	\$ -	\$ -
ation	555563602703	Telephone		\$ -		\$ -	\$ -
ation	555563602704	Cellular		\$ -		\$ -	\$ -
ation	555563602705	Radio/Page		\$ -	\$ -	\$ -	\$ 53,475
ation		Special Reserves		\$ -	\$ -	\$ -	\$ -
ation		Number of Employees		6	6	4	5
ation	5555	Number of Employees		-		5	2
ation	5555	Vacant Position		\$ -			\$ -
eration Total				\$ 363,191	\$ 395,587	\$ 428,494	\$ 411,288

Guam Waterworks Authority
Authorized Budget
FY 2002

	Consolidate	Description	Class 2	FY99 Actual	FY 00 Actual	FY 01 Approved Budget	FY 02 Authorized Level
			Wages & Salaries	\$ 98,025	\$ 93,128	\$ 144,424	\$ 144,548
	557560108101	Emp Salaries/Wage	Holiday Pay	\$ 983	\$ 2,234	\$ -	\$ 2,000
	557560108104	Holiday Pay	Night Diff	\$ 544	\$ 1,476	\$ 2,100	\$ 1,479
	557560108106	Night Diff	Hazardous Pay	\$ 79	\$ 2,816	\$ 2,800	\$ 2,371
	557560108107	Hazardous Pay	Overtime	\$ 2,255	\$ 25,992	\$ 9,750	\$ 14,648
	557560108109	Overtime	Benefits	\$ 19,512	\$ 17,733	\$ 38,035	\$ 27,245
	557560408112	Retirement	Benefits	\$ 369	\$ 423	\$ 600	\$ 530
	557560408113	Life Insurance	Benefits	\$ 3,913	\$ 4,212	\$ 10,000	\$ 7,841
	557560408114	Hospital Insurance	Benefits	\$ 301	\$ 736	\$ 1,250	\$ 594
	557560408115	Dental Insurance	Benefits	\$ 1,064	\$ 1,824	\$ 2,307	\$ 2,124
	557560408116	Medicare	Vacant			\$ 63,334	\$ -
	557560108101	Vacant	Contract Ser Other	\$ -	\$ 17,850	\$ -	\$ -
	557563608327	Janitorial Ser	Contract Ser Other			\$ -	\$ -
	557563608380	Grounds Maintenance	Contract Ser Other	\$ -	\$ 42,850	\$ -	\$ -
	557563608331	Renovat.of Facil.	Contract Ser Other	\$ -	\$ 10,158	\$ 30,000	\$ -
	557563608334	Trash Pickup	Contract Ser Other	\$ 12,681	\$ 8,566	\$ 30,000	\$ 8,000
	557563608365	VariousRprSrvcs	Contract Ser Other			\$ 32,500	\$ 25,000
	557563608335	Hazardous Waste Disposal	Trans Expense	\$ 411		\$ 2,500	\$ 2,500
	557565008402	Fuel/Lubricants	Material Supplies	\$ 4,013	\$ 153	\$ -	\$ -
	557562008403	Maint/Repair Bldg	Material Supplies	\$ 30	\$ 19	\$ -	\$ -
	557562008405	Office Supplies	Material Supplies	\$ 17,378	\$ 9,511	\$ 19,200	\$ 60,000
	557562008408	Operational Sup/Mat	Material Supplies	\$ 1,412		\$ 1,883	\$ 4,000
	557562008419	Safety Supplies	Material Supplies	\$ -		\$ 6,933	\$ 2,500
	557562008502	Equipment / Hand Tools	Material Supplies	\$ 1,856		\$ -	\$ -
	557562008503	Gas Operated Equip	Telephone	\$ -		\$ -	\$ 264
	557563608703	Telephone	Contract Ser Other	\$ -		\$ -	\$ -
	557563608705	Radio/Page	Special Reserves	\$ -	\$ -	\$ -	\$ 1,933
		Special Reserves	Number of Employees	4	4	5	5
	5575	Number of Employees	Vacant Position	-		3	-
	5575	Vacant Position		\$ 164,827	\$ 239,682	\$ 397,616	\$ 307,577
it Total							

Guam Waterworks Authority
Authorized Budget
FY 2002

	Consolidate	Description	Class 2	FY99 Actual	FY 00 Actual	FY 01 Approved Budget	FY 02 Authorized Level
chanic	558060102101	Emp Salaries/Wage	Wages & Salaries	\$ 83,862	\$ 115,336	\$ 117,212	\$ 113,996
chanic	558060102104	Holiday Pay	Holiday Pay	\$ 2,868	\$ 1,093	\$ -	\$ 2,500
chanic	558060102106	Night Diff	Night Diff	\$ 361	\$ 493	\$ 1,700	\$ 1,791
chanic	558060102107	Hazardous Pay	Hazardous Pay	\$ 2,538	\$ 1,639	\$ 2,300	\$ 4,196
chanic	558060102109	Overtime	Overtime	\$ 22,296	\$ 13,972	\$ 17,850	\$ 11,483
chanic	558060402112	Retirement	Benefits	\$ 24,358	\$ 24,206	\$ 33,250	\$ 21,358
chanic	558060402113	Life Insurance	Benefits	\$ 419	\$ 426	\$ 480	\$ 424
chanic	558060402114	Hospital Insurance	Benefits	\$ 8,374	\$ 9,062	\$ 8,000	\$ 11,319
chanic	558060402115	Dental Insurance	Benefits	\$ 1,191	\$ 1,209	\$ 1,000	\$ 1,189
chanic	558060402116	Medicare	Benefits	\$ 1,421	\$ 1,921	\$ 2,016	\$ 1,666
chanic	558060102101	Vacant	Vacant			\$ 26,114	\$ -
chanic	558063602335	Hazardous Waste Disposal	Contract Ser Other	\$ -	\$ 3,303	\$ 5,000	\$ 5,000
chanic	558063602365	VariousRprSrvcs	Contract Ser Other	\$ 7,850	\$ 116,486	\$ 122,000	\$ 80,000
chanic	558063602367	HvyEqpmntRepair	Contract Ser Other	\$ 2,800	\$ 68,673	\$ 156,000	\$ 90,000
chanic	558065002367	HvyEqpmntRepair	Trans Expense	\$ 5,885		\$ -	\$ -
chanic	558065008367	HvyEqpmntRepair	Trans Expense	\$ 2,887		\$ -	\$ -
chanic	558065002402	Fuel/Lubricants	Trans Expense	\$ 9,058	\$ 38,238	\$ 70,000	\$ 120,000
chanic	558062002405	Office Supplies	Material Supplies	\$ 37		\$ -	\$ -
chanic	558062002408	Operational Sup/Mat	Material Supplies	\$ 8,227	\$ 6,343	\$ 5,600	\$ 5,600
chanic	558062002419	Safety Supplies	Material Supplies	\$ -	\$ 601	\$ 2,496	\$ 5,000
chanic	558065002420	Vehicle parts	Trans Expense	\$ 62,903		\$ 100,000	\$ 100,000
chanic	558061802430	Chemicals	Chemicals	\$ -		\$ -	\$ -
chanic	558062002502	Equipment / Hand Tools	Material Supplies	\$ 435		\$ 2,000	\$ 2,000
chanic	558063602703	Telephone	Telephone	\$ -	\$ 190	\$ -	\$ 285
chanic	558062002705	Radio/Page	Material Supplies	\$ -		\$ -	\$ -
chanic		Special Reserves	Special Reserves	\$ -	\$ -	\$ -	\$ 833
chanic		Number of Employees	Number of Employees	4	4	4	4
chanic	5580	Vacant Position	Vacant Position	-	-	1	-
chanic Total				\$ 247,773	\$ 403,191	\$ 673,018	\$ 578,640
				\$ 37,441,623	\$ 40,474,672	\$ 37,825,411	\$ 35,839,564

Guam Waterworks Authority
 Authorized Budget
 FY 2002

	Consolidate	Description	Class 2	FY99 Actual	FY 00 Actual	FY 01 Approved Budget	FY 02 Authorized Level
				368	374	314	333
						60	16

GUAM WATERWORKS AUTHORITY

PART – B

Capital Budget

GUAM WATERWORKS AUTHORITY
Authorized FY 2002 Capital Expenditures
By Loan or Line of Credit

	Section	Account No.	Type	Unit of Measure	Unit Cost	Quantity	Extended Cost
					\$ 25,000.00	1	\$ 25,000.00
	FMES	520.30405	Structure & Improvement	Ea			\$ 20,000.00
	FMES	520.34005	Office Furniture & Equipment	Various			\$ 35,000.00
uck	FMES	520.34105	Transportation Equipment	Ea	\$ 35,000.00	1	\$ 35,000.00
	FMES	520.34105	Transportation Equipment	Ea	\$ 30,000.00	1	\$ 30,000.00
	FMES	520.34105	Transportation Equipment	Ea	\$ 38,000.00	1	\$ 38,000.00
	FMES	520.34105	Transportation Equipment	Ea	\$ 120,000.00	1	\$ 120,000.00
	FMES	520.34105	Transportation Equipment	Ea	\$ 75,000.00	1	\$ 75,000.00
ker	FMES	520.34105	Transportation Equipment	Ea	\$ 140,000.00	5	\$ 700,000.00
s	FMES	520.34305	Tools, Shop & Garage Equipment	Ea	\$ 2,000.00	1	\$ 2,000.00
	FMES	520.34305	Tools, Shop & Garage Equipment	Ea	\$ 4,000.00	1	\$ 4,000.00
	FMES Total						\$ 1,049,000.00

GUAM WATERWORKS AUTHORITY
Authorized FY 2002 Capital Expenditures
By Loan or Line of Credit

	Section	Account No.	Type	Unit of Measure	Unit Cost	Quantity	Extended Cost
	Northern District	530.37103	Pumping Equipment	Ea	\$ 60,000.00	3	\$ 180,000.00
	Northern District	530.37103	Pumping Equipment	Ea	\$ 7,000.00	4	\$ 28,000.00
	Northern District	530.37103	Pumping Equipment	Ea	\$ 10,000.00	2	\$ 20,000.00
	Northern District	530.39307	Tools, Shop & Garage Equipment	Ea	\$ 2,500.00	2	\$ 5,000.00
	Northern District	530.37103	Pumping Equipment	Ea	\$ 6,000.00	2	\$ 12,000.00
	Northern District	530.35404	Structure & Improvement Treatment & Disposal	Ea	\$ 800.00	2	\$ 1,600.00
	Northern District	530.39307	Tools, Shop & Garage Equipment	Ea	\$ 7,000.00	1	\$ 7,000.00
	Northern District	530.39307	Tools, Shop & Garage Equipment	Ea	\$ 5,000.00	1	\$ 5,000.00
	Northern District	530.39307	Tools, Shop & Garage Equipment	Ea	\$ 4,000.00	1	\$ 4,000.00
	Northern District Total						\$ 262,600.00

GUAM WATERWORKS AUTHORITY
Authorized FY 2002 Capital Expenditures
By Loan or Line of Credit

	Section	Account No.	Type	Unit of Measure	Unit Cost	Quantity	Extended Cost
	MTL	530.39107	Transportation Equipment	Ea	\$ 45,000.00	2	\$ 90,000.00
	MTL	530.39307	Tools, Shop & Garage Equipment	Ea	\$ 4,000.00	1	\$ 4,000.00
	MTL	530.39307	Tools, Shop & Garage Equipment	Ea	\$ 1,200.00	1	\$ 1,200.00
	MTL	530.39307	Tools, Shop & Garage Equipment	Ea	\$ 1,500.00	1	\$ 1,500.00
h Pump	MTL	530.39307	Tools, Shop & Garage Equipment	Ea	\$ 3,000.00	2	\$ 6,000.00
	MTL	530.39307	Tools, Shop & Garage Equipment	Ea	\$ 2,500.00	1	\$ 2,500.00
	MTL	530.39307	Tools, Shop & Garage Equipment	Ea	\$ 800.00	1	\$ 800.00
	MTL	530.39307	Tools, Shop & Garage Equipment	Ea	\$ 1,000.00	1	\$ 1,000.00
	MTL	530.39307	Tools, Shop & Garage Equipment	Ea	\$ 2,030.00	1	\$ 2,030.00
	MTL	530.39107	Transportation Equipment	Ea	\$ 40,000.00	1	\$ 40,000.00
	MTL Total						\$ 149,030.00

GUAM WATERWORKS AUTHORITY
Authorized FY 2002 Capital Expenditures
By Loan or Line of Credit

	Section	Account No.	Type	Unit of Measure	Unit Cost	Quantity	Extended Cost
	Central District	530.38004	Treatment & Disposal Equipment	Various			\$ 40,000.00
	Central District	530.38004	Treatment & Disposal Equipment	Ea	\$ 200,000.00	1	\$ 200,000.00
	Central District	530.38004	Treatment & Disposal Equipment	Ea	\$ 7,000.00	2	\$ 14,000.00
	Central District		Treatment & Disposal Equipment	Ea	\$ 20,000.00	2	\$ 40,000.00
	Central District	530.38004	Treatment & Disposal Equipment	Ea	\$ 20,000.00	1	\$ 20,000.00
	Central District	530.38004	Treatment & Disposal Equipment	Ea	10000	1	\$ 10,000.00
	Central District	530.38004	Treatment & Disposal Equipment	Ea	\$ 13,000.00	1	\$ 13,000.00
	Central District	530.39307	Tools, Shop & Garage Equipment	Ea	\$ 3,000.00	2	\$ 6,000.00
	Central District	530.37103	Pumping Equipment	Ea	\$ 4,500.00	1	\$ 4,500.00
	Central District	530.38004	Treatment & Disposal Equipment	Ea	\$ 24,000.00	1	\$ 24,000.00
	Central District	530.38004	Treatment & Disposal Equipment	Ea	\$ 15,000.00	1	\$ 15,000.00
	Central District	530.38004	Treatment & Disposal Equipment	Ea	\$ 3,500.00	2	\$ 7,000.00
	Central District	530.37103	Pumping Equipment	Ea	\$ 1,500.00	1	\$ 1,500.00
	Central District	530.37103	Pumping Equipment	Ea	\$ 7,000.00	1	\$ 7,000.00
	Central District	530.37103	Pumping Equipment	Ea	\$ 5,500.00	1	\$ 5,500.00
	Central District	530.37103	Pumping Equipment	Ea	\$ 3,000.00	1	\$ 3,000.00
	Central District	530.37103	Pumping Equipment	Ea	\$ 6,000.00	10	\$ 60,000.00
	Central District	530.38004	Treatment & Disposal Equipment	Ea	\$ 10,000.00	2	\$ 20,000.00
	Central District	530.37103	Pumping Equipment	Ea	\$ 3,000.00	1	\$ 3,000.00
	Central District	530.38004	Treatment & Disposal Equipment	Ea	\$ 10,000.00	2	\$ 20,000.00
	Central District	530.37103	Pumping Equipment	Ea	\$ 2,000.00	1	\$ 2,000.00
	Central District	530.37103	Pumping Equipment	Ea	\$ 3,000.00	14	\$ 42,000.00
	Central District	530.39307	Tools, Shop & Garage Equipment	Ea	\$ 16,500.00	1	\$ 16,500.00
	Central District Total						\$ 574,000.00

GUAM WATERWORKS AUTHORITY
Authorized FY 2002 Capital Expenditures
By Loan or Line of Credit

	Section	Account No.	Type	Unit of Measure	Unit Cost	Quantity	Extended Cost
	Southern District	530.37103	Pumping Equipment	Ea	\$ 3,000.00	6	\$ 18,000.00
	Southern District	530.37103	Pumping Equipment	Ea	\$ 7,000.00	2	\$ 14,000.00
	Southern District	530.37103	Pumping Equipment	Ea	\$ 4,400.00	6	\$ 26,400.00
	Southern District	530.37103	Pumping Equipment	Ea	\$ 6,000.00	6	\$ 36,000.00
	Southern District	530.37103	Pumping Equipment	Ea	\$ 3,500.00	6	\$ 21,000.00
	Southern District	530.37103	Pumping Equipment	Ea	\$ 4,000.00	10	\$ 40,000.00
	Southern District	530.39307	Tools, Shop & Garage Equipment	Ea	\$ 950.00	2	\$ 1,900.00
	Southern District	530.39307	Tools, Shop & Garage Equipment	Ea	\$ 1,000.00	4	\$ 4,000.00
	Southern District	530.38004	Treatment & Disposal Equipment	Ea	\$ 15,000.00	2	\$ 30,000.00
	Southern District	530.39307	Tools, Shop & Garage Equipment	Ea	\$ 50,000.00	3	\$ 150,000.00
	Southern District	530.35407	Structure & Improvement General Plant	Ea	\$ 1,000.00	10	\$ 10,000.00
	Southern District	530.35407	Structure & Improvement General Plant	Ea	\$ 1,000.00	17	\$ 17,000.00
	Southern District	530.39307	Tools, Shop & Garage Equipment	Ea	\$ 7,000.00	1	\$ 7,000.00
	Southern District	530.39307	Tools, Shop & Garage Equipment	Ea	\$ 5,000.00	1	\$ 5,000.00
	Southern District	530.39307	Tools, Shop & Garage Equipment	Ea	\$ 4,000.00	1	\$ 4,000.00
	Southern District	530.39307	Tools, Shop & Garage Equipment	Ea	\$ 5,000.00	1	\$ 5,000.00
	Southern District	530.39307	Tools, Shop & Garage Equipment	Ea	\$ 4,000.00	1	\$ 4,000.00
	Southern District	530.35404	Structure & Improvement Treatment & Disposal	Ea	\$ 1,300.00	1	\$ 1,300.00
	Southern District	530.39307	Tools, Shop & Garage Equipment	Ea	\$ 4,000.00	1	\$ 4,000.00
	Southern District	530.35404	Structure & Improvement Treatment & Disposal	Ea	\$ 4,500.00	12	\$ 54,000.00
	Southern District	530.39107	Transportation Equipment	Ea	\$ 35,000.00	1	\$ 35,000.00
	Southern District	530.39307	Tools, Shop & Garage Equipment	Ea	\$ 1,200.00	1	\$ 1,200.00
	Southern District	530.39307	Tools, Shop & Garage Equipment	Ea	\$ 30,000.00	2	\$ 60,000.00

GUAM WATERWORKS AUTHORITY
Authorized FY 2002 Capital Expenditures
By Loan or Line of Credit

	Section	Account No.	Type	Unit of Measure	Unit Cost	Quantity	Extended Cost
	Southern District	530.39107	Transportation Equipment	Ea	\$ 3,000.00	1	\$ 3,000.00
	Southern District	530.39307	Tools, Shop & Garage Equipment	Ea	\$ 3,000.00	1	\$ 3,000.00
	Southern District	530.39307	Tools, Shop & Garage Equipment	Ea	\$ 950.00	1	\$ 950.00
	Southern District	530.35404	Structure & Improvement Treatment & Disposal	Ea	\$ 7,000.00	1	\$ 7,000.00
	Southern District	530.39307	Tools, Shop & Garage Equipment	Ea	\$ 4,500.00	2	\$ 9,000.00
nd	Southern District	530.35404	Structure & Improvement Treatment & Disposal		\$ 20,000.00	1	\$ 20,000.00
of	Southern District	530.35404	Structure & Improvement Treatment & Disposal		\$ 10,000.00	1	\$ 10,000.00
	Southern District	530.35404	Structure & Improvement Treatment & Disposal		\$ 6,666.67	6	\$ 40,000.02
	Southern District Total						\$ 641,750.02

GUAM WATERWORKS AUTHORITY
Authorized FY 2002 Capital Expenditures
By Loan or Line of Credit

	Section	Account No.	Type	Unit of Measure	Unit Cost	Quantity	Extended Cost
	Chlorine	520.30405	Transportation Equipment	Ea	\$ 35,000.00	1	\$ 35,000.00
	Chlorine	520.34305	Tools, Shop & Garage	Ea	\$ 1,800.00	41	\$ 73,800.00
	Chlorine	520.34705	Misc Equipment	Ea	\$ 4,325.00	2	\$ 8,650.00
	Chlorine	520.34705	Misc Equipment	Ea	\$ 1,400.00	4	\$ 5,600.00
	Chlorine	520.34705	Misc Equipment	Ea	\$ 900.00	4	\$ 3,600.00
	Chlorine	520.34705	Misc Equipment	Ea	\$ 1,000.00	1	\$ 1,000.00
live	Chlorine	520.30405	Structure & Improvement	Ea	\$ 1,125.00	89	\$ 100,125.00
	Chlorine	520.30405	Structure & Improvement	Ea	\$ 1,500.00	3	\$ 4,500.00
	Chlorine Total						\$ 232,275.00

GUAM WATERWORKS AUTHORITY
Authorized FY 2002 Capital Expenditures
By Loan or Line of Credit

	Section	Account No.	Type	Unit of Measure	Unit Cost	Quantity	Extended Cost
	T&D	520.31104	Pumping Equipment	Various			\$ 300,000.00
	T&D	520.31104	Pumping Equipment	Various			\$ 50,000.00
	T&D	520.33004	Dist. Res. & Standpipe	Various			\$ 70,000.00
	T&D	520.34105	Transportation Equipment	Ea	\$ 27,000.00	2	\$ 54,000.00
ct ng	T&D	520.34305	Tools, Shop & Garage Equip	Various			\$ 15,000.00
	T&D Total						\$ 489,000.00

GUAM WATERWORKS AUTHORITY
Authorized FY 2002 Capital Expenditures
By Loan or Line of Credit

	Section	Account No.	Type	Unit of Measure	Unit Cost	Quantity	Extended Cost
							\$ 250,000.00
	Meter	520.33304	Services				\$ 200,000.00
	Meter	520.33304	Services				\$ 32,000.00
	Meter	520.30405	Structures & Improvements	Sq Ft	\$ 80.00	400	\$ 75,000.00
	Meter	520.30405	Structures & Improvements	Sq Ft	\$ 15.00	5000	\$ 150,000.00
	Meter	520.33404	Meters & Installation TD	Various			\$ 84,000.00
	Meter	520.33404	Meters & Installation TD				\$ 62,000.00
	Meter	520.33404	Meters & Installation TD				\$ 5,000.00
	Meter	520.34005	Office Furniture & Equipment	Ea	\$ 2,500.00	2	\$ 80,000.00
	Meter	520.34105	Transportation Equipment	Ea	\$ 20,000.00	4	\$ 120,000.00
	Meter	520.34305	Tools Shop & Garage Equipment	Various			\$ 12,000.00
	Meter	520.34305	Tools Shop & Garage Equipment	Various			\$ 5,000.00
	Meter	520.34305	Tools Shop & Garage Equipment	Ea	\$ 5,000.00	1	\$ 1,000.00
	Meter	520.34305	Tools Shop & Garage Equipment	Set	\$ 1,000.00	1	\$ 27,500.00
attery &	Meter	520.34605	Communication Equipment	Set	\$ 2,500.00	11	\$ 1,103,500.00
	Meter Total						

GUAM WATERWORKS AUTHORITY
Authorized FY 2002 Capital Expenditures
By Loan or Line of Credit

	Section	Account No.	Type	Unit of Measure	Unit Cost	Quantity	Extended Cost
	Construction	520.33304	Services				\$ 250,000.00
	Construction	520.33304	Services				\$ 200,000.00
	Construction	520.34305	Tools, Shop & Garage Equipment	Ea	\$ 1,000.00	1	\$ 1,000.00
	Construction	520.34305	Tools, Shop & Garage Equipment	Ea	\$ 2,500.00	1	\$ 2,500.00
attery &	Construction	520.34605	Communication Equipment	Set	\$ 2,500.00	6	\$ 15,000.00
	Construction	520.34305	Tools, Shop & Garage Equipment	Ea	\$ 2,000.00	1	\$ 2,000.00
	Construction Total						\$ 470,500.00

GUAM WATERWORKS AUTHORITY
Authorized FY 2002 Capital Expenditures
By Loan or Line of Credit

	Section	Account No.	Type	Unit of Measure	Unit Cost	Quantity	Extended Cost
	SMR	520.33304	Services				\$ 250,000.00
	SMR	520.33304	Services				\$ 200,000.00
w	SMR	520.34305	Tools, Shop & Garage Equipment	Ea	\$ 1,100.00	1	\$ 1,100.00
ng	SMR	520.34305	Tools, Shop & Garage Equipment	Ea	\$ 2,000.00	1	\$ 2,000.00
Honda	SMR	520.34305	Tools, Shop & Garage Equipment	Ea	\$ 2,995.00	1	\$ 2,995.00
	SMR	520.34305	Tools, Shop & Garage Equipment	Ea	\$ 5,000.00	1	\$ 5,000.00
ine, 11	SMR	520.34305	Tools, Shop & Garage Equipment	Ea	\$ 800.00	1	\$ 800.00
#3890	SMR	520.34305	Tools, Shop & Garage Equipment	Ea	\$ 4,500.00	1	\$ 4,500.00
hydraulic	SMR	520.34305	Tools, Shop & Garage Equipment	Ea	\$ 5,500.00	1	\$ 5,500.00
tery &	SMR	520.34605	Communication Equipment	Set	\$ 2,500.00	5	\$ 12,500.00
	SMR Total						\$ 484,395.00

GUAM WATERWORKS AUTHORITY
Authorized FY 2002 Capital Expenditures
By Loan or Line of Credit

	Section	Account No.	Type	Unit of Measure	Unit Cost	Quantity	Extended Cost
lit	Ugum	520.31103	Pumping Equipment	Ea	\$ 9,000.00	8	\$ 72,000.00
	Ugum	520.31103	Pumping Equipment	Ea	\$ 12,000.00	1	\$ 12,000.00
	Ugum	520.31103	Pumping Equipment	Ea	\$ 6,000.00	1	\$ 6,000.00
	Ugum	520.30405	Structure & Improvements	Various			\$ 30,000.00
to	Ugum	520.34005	Office Furniture & Equipment	Ea	\$ 800.00	4	\$ 3,200.00
	Ugum	520.31103	Pumping Equipment	Ea	\$ 1,800.00	3	\$ 5,400.00
essories	Ugum	520.34605	Communication Equipment	Ea	\$ 2,227.00	2	\$ 4,454.00
	Ugum	520.34105	Transportation Equipment	Ea	\$ 20,000.00	1	\$ 20,000.00
	Ugum Total						\$ 153,054.00

GUAM WATERWORKS AUTHORITY
Authorized FY 2002 Capital Expenditures
By Loan or Line of Credit

	Section	Account No.	Type	Unit of Measure	Unit Cost	Quantity	Extended Cost
	Deepwell	520.34105	Transportation Equipment	Ea	\$ 20,000.00	4	\$ 80,000.00
	Deepwell	520.30702	Wells & Springs SSP	Ea	\$ 3,500.00	50	\$ 125,000.00
	Deepwell	520.31102	Pumping Equipment	Ea	\$ 9,000.00	50	\$ 450,000.00
	Deepwell	520.30702	Wells & Springs SSP	Various			\$ 125,000.00
	Deepwell	520.34305	Tools, Shop & Garage Equipment	Various			\$ 30,000.00
	Deepwell Total						\$ 810,000.00

GUAM WATERWORKS AUTHORITY
Authorized FY 2002 Capital Expenditures
By Loan or Line of Credit

	Section	Account No.	Type	Unit of Measure	Unit Cost	Quantity	Extended Cost
	Lab	520.34005	Office Furniture & Equipment	Ea	\$ 3,000.00	1	\$ 3,000.00
	Lab	520.34305	Tools, Shop & Garage Equipment	Ea	\$ 60,000.00	1	\$ 60,000.00
	Lab	520.34605	Communication Equipment	Ea	\$ 3,000.00	2	\$ 6,000.00
	Lab	520.30405	Structures & Improvement	Various	\$ 50,000.00		\$ 50,000.00
	Lab	520.34405	Laboratory Equipment	Ea	\$ 3,500.00	2	\$ 7,000.00
	Lab	520.34405	Laboratory Equipment	Ea	\$ 2,500.00	2	\$ 5,000.00
	Lab Total						\$ 131,000.00

GUAM WATERWORKS AUTHORITY
Authorized FY 2002 Capital Expenditures
By Loan or Line of Credit

	Section	Account No.	Type	Unit of Measure	Unit Cost	Quantity	Extended Cost
	Systems Analysis	520.34005	Office Furniture & Equipment	Ea	\$ 5,000.00	1	\$ 5,000.00
	Systems Analysis	520.34005	Office Furniture & Equipment	Ea	\$ 1,500.00	1	\$ 1,500.00
	Systems Analysis Total						\$ 6,500.00

GUAM WATERWORKS AUTHORITY
Authorized FY 2002 Capital Expenditures
By Loan or Line of Credit

	Section	Account No.	Type	Unit of Measure	Unit Cost	Quantity	Extended Cost
aka)	Admin - Engineering	520.30405	Structures & Improvement	Various			\$ 100,000.00
&	Admin - Engineering	520.30405	Structures & Improvement	Various			\$ 300,000.00
	Admin - Engineering Total						\$ 400,000.00

GUAM WATERWORKS AUTHORITY
Authorized FY 2002 Capital Expenditures
By Loan or Line of Credit

	Section	Account No.	Type	Unit of Measure	Unit Cost	Quantity	Extended Cost
	SCADA	520.34605	Communication Equipment	Ea	\$ 3,000.00	2	\$ 6,000.00
	SCADA	520.34005	Office Furniture & Equipment	Ea	\$ 2,500.00	1	\$ 2,500.00
	SCADA Total						\$ 8,500.00
	Grand Total						\$ 6,965,104.02

GUAM WATERWORKS AUTHORITY

PART – C

Authorized Staffing Pattern

Guam Waterworks Authority
 Authorized Staffing Pattern
 FY 2002

Division	No	EMPLOYEE NAME	TITLE	PAY GRADE	STEP	Salary 02	Medical	Dental	Life	Retirement	Medicare	Total Benefits	Total Payroll
Admin - Board	1	Onedera Pauline	Board Secretary	I	10	\$ 32,083	\$ 3,607	\$ 446	\$ 106	\$ 5,967	\$ 465	\$ 10,591	\$ 42,674
						\$ 32,083	\$ 3,607	\$ 446	\$ 106	\$ 5,967	\$ 465	\$ 10,591	\$ 42,674

Guam Waterworks Authority
 Authorized Staffing Pattern
 FY 2002

Division	No	EMPLOYEE NAME	TITLE	PAY GRADE	STEP	Salary 02	Medical	Dental	Life	Retirement	Medicare	Total Benefits	Total Payroll
General Manager	1	Crisostomo, Shelby P.	CUSTOMER SERVICE REP	H	10	\$ 29,962	\$ -	\$ -	\$ 106	\$ 5,573	\$ 434	\$ 6,113	\$ 36,075
General Manager	1	Hernandez, Georgiana B.	ADMINISTRATIVE AIDE	F	2	\$ 19,840	\$ 1,253	\$ 148	\$ 106	\$ 3,690	\$ 288	\$ 5,485	\$ 25,325
General Manager	1	Johnston Jr., Herbert J.	GENERAL MANAGER	LL2	1	\$ 74,107	\$ -	\$ -	\$ 106	\$ 13,825	\$ 1,075	\$ 15,005	\$ 89,112
						\$ 123,909	\$ 1,253	\$ 148	\$ 318	\$ 23,088	\$ 1,797	\$ 26,804	\$ 150,513

Guam Waterworks Authority
 Authorized Staffing Pattern
 FY 2002

Division	No	EMPLOYEE NAME	TITLE	PAY GRADE	STEP	Salary 02	Medical	Dental	Life	Retirement	Medicare	Total Benefits	Total Payroll
Planning	1	Aguon, Prudencio F.	PLANNER I	K	3	\$ 27,738	\$ 1,253	\$ -	\$ 106	\$ 5,159	\$ 402	\$ 6,920	\$ 34,658
Planning	1	Calvo, Jude G.	LAND AGENT II	I	7	\$ 28,875	\$ 1,253	\$ 148	\$ 106	\$ 5,371	\$ 419	\$ 7,297	\$ 36,172
Planning	1	Garrido, Joseph B.	PLANNER I	K	3	\$ 27,738	\$ -	\$ 297	\$ 106	\$ 5,159	\$ 402	\$ 5,965	\$ 33,703
Planning	1	Guerrero, Daniel R.	CHIEF PLANNER	P	10	\$ 55,274	\$ -	\$ -	\$ 106	\$ 10,281	\$ 801	\$ 11,188	\$ 66,462
Planning	1	Miller, Mark G.	PLANNER II	L	10	\$ 39,780	\$ 1,253	\$ -	\$ 106	\$ 7,399	\$ 577	\$ 9,335	\$ 49,115
Planning	1	Roldan, Martin T.	PLANNER II	M	12	\$ 46,082	\$ 3,607	\$ 446	\$ 106	\$ 8,571	\$ 668	\$ 13,398	\$ 59,480
Planning	1					\$ 225,487	\$ 7,365	\$ 891	\$ 636	\$ 41,941	\$ 3,270	\$ 54,102	\$ 279,589

Guam Waterworks Authority
 Authorized Staffing Pattern
 FY 2002

Division	No	EMPLOYEE NAME	TITLE	PAY GRADE	STEP	Salary 02	Medical	Dental	Life	Retirement	Medicare	Total Benefits	Total Payroll
Quality Assurance	1	Cruz, Yvonne M.	ADMINISTRATIVE SVC OFFICER	N	7	\$ 41,936	\$ -	\$ -	\$ 106	\$ 7,900	\$ 608	\$ 8,514	\$ 50,450
Quality Assurance	1	Perez, Evelyn G.	SECRETARY I (TYPIST)	G	13	\$ 31,130	\$ 1,253	\$ 148	\$ 106	\$ 5,792	\$ 452	\$ 7,750	\$ 38,886
Quality Assurance	1	Terlaje, Tina T.	ADMINISTRATIVE OFFICER	L	3	\$ 29,835	\$ -	\$ -	\$ 106	\$ 5,549	\$ 433	\$ 6,088	\$ 35,923
						\$ 102,909	\$ 1,253	\$ 148	\$ 318	\$ 19,141	\$ 1,492	\$ 22,352	\$ 125,261

Guam Waterworks Authority
 Authorized Staffing Pattern
 FY 2002

Division	No	EMPLOYEE NAME	TITLE	PAY GRADE	STEP	Salary 02	Medical	Dental	Life	Retirement	Medicare	Total Benefits	Total Payroll
Personnel	1	Anderson, Anthony M.	SAFETY ADMINISTRATOR	M	11	\$ 44,524	\$ -	\$ 743	\$ 106	\$ 8,281	\$ 646	\$ 9,776	\$ 54,300
Personnel	1	Cruz, Lola-Elaine W.	PERSONNEL SVC ADMINISTRATOR	P	9	\$ 53,432	\$ 3,607	\$ -	\$ 106	\$ 9,938	\$ 775	\$ 14,426	\$ 67,858
Personnel	1	Diaz, Frank R.	PERSONNEL SPECIALIST III	M	8	\$ 40,150	\$ -	\$ -	\$ 106	\$ 7,468	\$ 582	\$ 8,156	\$ 48,306
Personnel	1	Matanane, Anita M.	TRAINING SPECIALIST	L	4	\$ 31,493	\$ 2,830	\$ -	\$ 106	\$ 5,858	\$ 457	\$ 9,250	\$ 40,743
Personnel	1	Palomo, Julie N.	PERSONNEL SPECIALIST III	M	12	\$ 46,082	\$ -	\$ -	\$ 106	\$ 8,571	\$ 668	\$ 9,345	\$ 55,427
Personnel	1	Pending Drug Test	Safety Inspector II	I	1	\$ 21,389	\$ -	\$ -	\$ 106	\$ 3,978	\$ 310	\$ 4,394	\$ 25,783
Personnel	1	Santos, Antonette Muna	PERSONNEL SPECIALIST III	M	8	\$ 40,150	\$ 2,830	\$ 297	\$ 106	\$ 7,468	\$ 582	\$ 11,283	\$ 51,433
						\$ 277,220	\$ 9,266	\$ 1,040	\$ 742	\$ 51,563	\$ 4,020	\$ 66,631	\$ 343,851

Guam Waterworks Authority
 Authorized Staffing Pattern
 FY 2002

Division	No	EMPLOYEE NAME	TITLE	PAY GRADE	STEP	Salary 02	Medical	Dental	Life	Retirement	Medicare	Total Benefits	Total Payroll
Engineering	1	Guerrero, Doris A.	ADMINISTRATIVE ASSISTANT	J	8	\$ 32,119	\$ -	\$ 446	\$ 106	\$ 5,974	\$ 466	\$ 6,991	\$ 39,110
Engineering	1	Pending Drug Test	Chief Engineer	R	10	\$ 66,364	\$ 3,607	\$ 446	\$ 106	\$ 12,344	\$ 962	\$ 17,484	\$ 83,828
Engineering	1	San Nicolas, Katherine L.	WORD PROCESSING SECRETARY	H	10	\$ 29,962	\$ 3,607	\$ 446	\$ 106	\$ 5,573	\$ 434	\$ 10,166	\$ 40,128
						\$ 128,445	\$ 7,213	\$ 1,337	\$ 318	\$ 23,891	\$ 1,862	\$ 34,622	\$ 183,067

Guam Waterworks Authority
 Authorized Staffing Pattern
 FY 2002

Division	No	EMPLOYEE NAME	TITLE	PAY GRADE	STEP	Salary 02	Medical	Dental	Life	Retirement	Medicare	Total Benefits	Total Payroll
Engineering	1	Diaz, Rigoberto J.	ENGINEER II	M	4	\$ 34,056	\$ -	\$ -	\$ 106	\$ 6,334	\$ 494	\$ 6,934	\$ 40,990
Engineering	1	Galiza, Danilo R.	ENGINEER SUPERVISOR	P	10	\$ 55,274	\$ 2,830	\$ 297	\$ 106	\$ 10,281	\$ 801	\$ 14,315	\$ 69,589
Engineering	1	Martino, Mark B.	ENGINEER I	L	4	\$ 31,493	\$ 1,253	\$ 148	\$ 106	\$ 5,858	\$ 457	\$ 7,821	\$ 39,314
Engineering	1	Natural, Orlando O.	CONSTRUCTION INSPECTOR III	L	5	\$ 33,150	\$ -	\$ -	\$ 106	\$ 6,166	\$ 481	\$ 6,753	\$ 39,903
Engineering	1	Oyabong Jr., Candido A.	ENGINEER I	L	4	\$ 31,493	\$ 2,830	\$ 297	\$ 106	\$ 5,858	\$ 457	\$ 9,547	\$ 41,040
Engineering	1	Quitong, Delfyn S.	ENGINEER II	M	5	\$ 35,848	\$ 2,830	\$ -	\$ 106	\$ 6,668	\$ 520	\$ 10,123	\$ 45,971
						\$ 221,314	\$ 9,742	\$ 743	\$ 636	\$ 41,164	\$ 3,209	\$ 55,494	\$ 276,908

Guam Waterworks Authority
 Authorized Staffing Pattern
 FY 2002

Division	No	EMPLOYEE NAME	TITLE	PAY GRADE	STEP	Salary 02	Medical	Dental	Life	Retirement	Medicare	Total Benefits	Total Payroll
Engineering	1	Aquino, Jerry M.	ENGINEER I	L	3	\$ 29,835	\$ -	\$ -	\$ 106	\$ 5,549	\$ 433	\$ 6,088	\$ 35,923
Engineering	1	Bensan, Gloria P.	ENGINEER III	N	11	\$ 48,227	\$ 3,607	\$ -	\$ 106	\$ 8,970	\$ 699	\$ 13,382	\$ 61,609
Engineering	1	Finona, Teresita D.	ADMINISTRATIVE AIDE	F	11	\$ 27,379	\$ 1,253	\$ 148	\$ 106	\$ 5,092	\$ 397	\$ 6,997	\$ 34,376
Engineering	1	Mercado, Sylvia Y.	ENGINEER II	M	11	\$ 44,524	\$ 3,607	\$ -	\$ 106	\$ 8,281	\$ 646	\$ 12,640	\$ 57,164
Engineering	1	Navasca, Nardo N.	ENGINEER SUPERVISOR	P	11	\$ 57,209	\$ 2,830	\$ -	\$ 106	\$ 10,641	\$ 830	\$ 14,408	\$ 71,615
						\$ 207,174	\$ 11,296	\$ 148	\$ 530	\$ 38,534	\$ 3,004	\$ 53,513	\$ 260,687

Guam Waterworks Authority
 Authorized Staffing Pattern
 FY 2002

Division	No	EMPLOYEE NAME	TITLE	PAY GRADE	STEP	Salary 02	Medical	Dental	Life	Retirement	Medicare	Total Benefits	Total Payroll
Engineering	1	Bell, Henry J.	CONSTRUCTION INSPECTOR II	J	4	\$ 27,244	\$ 1,253	\$ 148	\$ 106	\$ 5,067	\$ 395	\$ 6,970	\$ 34,214
Engineering	1	Benavente, Peter C.	CONSTRUCTION INSPECTOR III	L	8	\$ 37,128	-	-	\$ 106	\$ 6,906	\$ 538	\$ 7,550	\$ 44,678
Engineering	1	Dizon, Eliseo Q.	CONSTRUCTION INSPECTOR II	J	3	\$ 25,810	-	-	\$ 106	\$ 4,801	\$ 374	\$ 5,281	\$ 31,091
Engineering	1	Guzman, Joey M.	PUMPING STATION LEADER	J	12	\$ 36,865	\$ 1,253	\$ 148	\$ 106	\$ 6,857	\$ 535	\$ 8,899	\$ 45,764
Engineering	1	Iriarte, Tomas B.	CONSTRUCTION INSPECTOR II	J	7	\$ 30,972	-	-	\$ 106	\$ 5,761	\$ 449	\$ 6,316	\$ 37,288
Engineering	1	Pangsalman, Juan C.	CONSTRUCTION INSPECTOR III	L	10	\$ 39,780	\$ 2,830	\$ 297	\$ 106	\$ 7,399	\$ 577	\$ 11,209	\$ 50,989
Engineering	1	Pareja, Narciso C.	CONSTRUCTION INSPECTOR II	J	3	\$ 25,810	\$ 2,830	\$ 148	\$ 106	\$ 4,801	\$ 374	\$ 8,259	\$ 34,069
Engineering	1	Punzalan, Joseph A.	RIGHT OF WAY SUPERVISOR	N	11	\$ 49,227	\$ 1,253	-	\$ 106	\$ 8,970	\$ 699	\$ 11,028	\$ 59,255
Engineering	1	Young, Doris J.	ADMINISTRATIVE ASSISTANT	J	13	\$ 36,155	\$ 2,830	\$ 297	\$ 106	\$ 7,097	\$ 553	\$ 10,883	\$ 49,038
Engineering	1					\$ 309,991	\$ 12,248	\$ 1,040	\$ 954	\$ 57,658	\$ 4,495	\$ 76,394	\$ 386,385

Guam Waterworks Authority
 Authorized Staffing Pattern
 FY 2002

Division	No	EMPLOYEE NAME	TITLE	PAY GRADE	STEP	Salary 02	Medical	Dental	Life	Retirement	Medicare	Total Benefits	Total Payroll
Engineering	1	Santos, Joann T.	ENGINEERING TECH II	J	12	\$ 36,865	\$ 1,253	\$ 148	\$ 108	\$ 6,857	\$ 535	\$ 8,899	\$ 45,764
						\$ 36,865	\$ 1,253	\$ 148	\$ 108	\$ 6,857	\$ 535	\$ 8,899	\$ 45,764

Guam Waterworks Authority
 Authorized Staffing Pattern
 FY 2002

Division	No	EMPLOYEE NAME	TITLE	PAY GRADE	STEP	Salary 02	Medical	Dental	Life	Retirement	Medicare	Total Benefits	Total Payroll
.lab	1	Cruz, Bernie A.	ADMINISTRATIVE AIDE	F	3	\$ 19,840	\$ 2,830	\$ 297	\$ 106	\$ 3,690	\$ 288	\$ 7,211	\$ 27,051
.lab	1	Duenas, Jr., Agustin B.	LAB TECH II	H	10	\$ 29,962	\$ 1,253	\$ 148	\$ 106	\$ 5,573	\$ 434	\$ 7,515	\$ 37,477
.lab	1	Dungca, Timothy A.	LAB TECH II	H	9	\$ 28,963	\$ 2,830	-	\$ 106	\$ 5,387	\$ 420	\$ 8,743	\$ 37,708
.lab	1	Lizama, Francis A.	LAB TECH III	J	10	\$ 34,414	\$ 1,253	-	\$ 106	\$ 6,401	\$ 499	\$ 8,259	\$ 42,673
.lab	1	Pending Drug Test	Biologist III	M	1	\$ 28,678	\$ 3,607	\$ 446	\$ 106	\$ 5,334	\$ 416	\$ 9,908	\$ 38,586
.lab	1	Pending Drug Test	Lab Tech Supervisor	K	1	\$ 24,856	\$ 3,607	\$ 446	\$ 106	\$ 4,586	\$ 358	\$ 9,102	\$ 33,758
.lab	1	Sanchez, Lourdes S.	ADMINISTRATIVE ASSISTANT	J	15	\$ 40,873	-	-	\$ 106	\$ 7,602	\$ 593	\$ 8,301	\$ 49,174
.lab	1	Sian-Danton, Carmen M.	MONITORING LAB SVC ADM	N	10	\$ 46,596	\$ 1,253	\$ 148	\$ 106	\$ 8,667	\$ 676	\$ 10,650	\$ 57,446
.lab	1	Villagomez, Rodney J.	LAB TECH I	G	8	\$ 26,212	\$ 3,607	\$ 297	\$ 106	\$ 4,875	\$ 380	\$ 9,265	\$ 35,477
						\$ 280,194	\$ 20,238	\$ 1,783	\$ 954	\$ 52,116	\$ 4,063	\$ 79,153	\$ 359,347

Guam Waterworks Authority
 Authorized Staffing Pattern
 FY 2002

Division	No	EMPLOYEE NAME	PAY GRADE	STEP	Salary 02	Medical	Dental	Life	Retirement	Medicare	Total Benefits	Total Payroll
	1	Gumataobao, Esther A.	J	8	\$ 32,119	\$ 2,830	\$ 297	\$ 106	\$ 5,974	\$ 466	\$ 9,673	\$ 41,792
MA	1	Lujan, Patrick Q.	M	3	\$ 32,263	-	-	\$ 106	\$ 6,001	\$ 468	\$ 6,575	\$ 38,838
MA	1	Talitano, Carlos Q.	L4	1	\$ 60,850	-	-	\$ 106	\$ 11,318	\$ 882	\$ 12,306	\$ 73,156
MA	1				\$ 125,232	\$ 2,830	\$ 297	\$ 318	\$ 23,293	\$ 1,816	\$ 28,554	\$ 153,786

Guam Waterworks Authority
 Authorized Staffing Pattern
 FY 2002

Division	No	EMPLOYEE NAME	TITLE	PAY GRADE	STEP	Salary 02	Medical	Dental	Life	Retirement	Medicare	Total Benefits	Total Payroll
Customer Service	1	Balajadia, Isabel C.	CUSTOMER SERVICE REP	H	12	\$ 32,096	\$ -	\$ 297	\$ 106	\$ 5,970	\$ 465	\$ 6,838	\$ 38,934
Customer Service	1	Bibulin, Bertha D.	CUSTOMER SERVICE REP	H	2	\$ 21,223	\$ 2,830	\$ 297	\$ 106	\$ 3,947	\$ 308	\$ 7,488	\$ 28,711
Customer Service	1	Cristostomo, Diane T.	CUSTOMER SERVICE REP	H	10	\$ 29,962	\$ -	\$ -	\$ 106	\$ 5,573	\$ 434	\$ 6,113	\$ 36,075
Customer Service	1	Cruz, Annie C.	COMPUTER OPERATOR II	I	9	\$ 31,014	\$ 2,830	\$ 297	\$ 106	\$ 5,769	\$ 450	\$ 9,451	\$ 40,465
Customer Service	1	Cruz, Loretta B.L.	CUSTOMER SERVICE REP	H	12	\$ 32,096	\$ -	\$ 148	\$ 106	\$ 5,970	\$ 465	\$ 6,690	\$ 38,786
Customer Service	1	Duenas, Jovita G.	CUSTOMER SERVICE REP	H	2	\$ 21,223	\$ 2,830	\$ 148	\$ 106	\$ 3,947	\$ 308	\$ 7,340	\$ 28,563
Customer Service	1	Gurmatadaco, Satin S.A.	CUSTOMER SERVICE REP	H	3	\$ 22,471	\$ 2,830	\$ 297	\$ 106	\$ 4,180	\$ 326	\$ 7,738	\$ 30,209
Customer Service	1	Mesa, Anna M.	CUSTOMER SERVICE SUPERVISOR	H	8	\$ 27,964	\$ -	\$ -	\$ 106	\$ 5,201	\$ 405	\$ 5,713	\$ 33,677
Customer Service	1	Mesa, Maria C.	ADMINISTRATIVE AIDE	J	10	\$ 34,414	\$ -	\$ -	\$ 106	\$ 6,401	\$ 489	\$ 7,096	\$ 41,420
Customer Service	1	Palacios, Melinda M.	CUSTOMER SERVICE REP	F	3	\$ 19,840	\$ 1,253	\$ 148	\$ 106	\$ 3,690	\$ 288	\$ 5,485	\$ 25,325
Customer Service	1	Raphael, Jane S.	CUSTOMER SERVICE REP	H	14	\$ 34,382	\$ 1,253	\$ 297	\$ 106	\$ 6,395	\$ 499	\$ 8,549	\$ 42,931
Customer Service	1	Sablán, Evelyn M.	CUSTOMER SERVICE REP	H	11	\$ 31,011	\$ -	\$ -	\$ 106	\$ 5,768	\$ 450	\$ 6,324	\$ 37,335
Customer Service	1	San Agustin, Elizabeth M.	CUSTOMER SERVICE REP	H	3	\$ 22,471	\$ 1,253	\$ 148	\$ 106	\$ 4,180	\$ 326	\$ 6,013	\$ 28,484
Customer Service	1					\$ 360,167	\$ 15,077	\$ 2,080	\$ 1,378	\$ 66,991	\$ 5,222	\$ 90,749	\$ 450,916

Guam Waterworks Authority
 Authorized Staffing Pattern
 FY 2002

Division	No	EMPLOYEE NAME	TITLE	PAY GRADE	STEP	Salary 02	Medical	Dental	Life	Retirement	Medicare	Total Benefits	Total Payroll
Revenue Protection	1	Jaime, Erinda P.	COLLECTION AGENT SUPERVISOR	I	9	\$ 31,014	\$ 1,253	\$ -	\$ 106	\$ 5,769	\$ 450	\$ 7,577	\$ 36,591
Revenue Protection	1	Quenga, Louvina M.	COLLECTION AGENT	G	3	\$ 21,064	\$ 1,253	\$ -	\$ 106	\$ 3,918	\$ 305	\$ 5,582	\$ 26,646
Revenue Protection	1	Sablán, Patrick R.	COLLECTION AGENT	G	3	\$ 21,064	\$ 1,253	\$ 148	\$ 106	\$ 3,918	\$ 305	\$ 5,730	\$ 26,794
Revenue Protection	1	Tainatongo, Carmelita M.	CUSTOMER SERVICE REP	H	2	\$ 21,223	\$ 3,607	\$ -	\$ 106	\$ 3,847	\$ 308	\$ 7,968	\$ 29,191
Revenue Protection	1	Tayama, Diane M.	COLLECTION AGENT	G	3	\$ 21,064	\$ 3,607	\$ -	\$ 106	\$ 3,918	\$ 305	\$ 7,936	\$ 29,000
Revenue Protection	1	Unchangco, Leilani JC	CUSTOMER SERVICE REP	H	2	\$ 21,223	\$ -	\$ -	\$ 106	\$ 3,947	\$ 308	\$ 4,361	\$ 25,584
						\$ 136,652	\$ 10,971	\$ 148	\$ 636	\$ 25,417	\$ 1,981	\$ 39,155	\$ 175,807

Guam Waterworks Authority
 Authorized Staffing Pattern
 FY 2002

Division	No	EMPLOYEE NAME	TITLE	PAY GRADE	STEP	Salary 02	Medical	Dental	Life	Retirement	Medicare	Total Benefits	Total Payroll
recruitment & Supply	1	Asperas, Jaime B.	BUYER II	H	4	\$ 23,720	\$ -	\$ -	\$ 106	\$ 4,412	\$ 344	\$ 4,862	\$ 26,582
recruitment & Supply	1	Camacho, John N.	INVENTORY MGMT OFFICER	J	4	\$ 27,244	\$ 2,930	\$ 297	\$ 106	\$ 5,067	\$ 395	\$ 8,695	\$ 35,939
recruitment & Supply	1	Cruz, Jesse Joseph Wusslig	STOREKEEPER I	E	1	\$ 16,656	\$ -	\$ -	\$ 106	\$ 3,098	\$ 242	\$ 3,446	\$ 20,102
recruitment & Supply	1	Cruz, Jesse Joseph M.	WAREHOUSE SUPV II	I	2	\$ 22,726	\$ -	\$ 297	\$ 106	\$ 4,227	\$ 330	\$ 4,960	\$ 27,686
recruitment & Supply	1	Guerrero, Vincent Ed	BUYER SUPERVISOR II	J	9	\$ 33,266	\$ -	\$ -	\$ 106	\$ 6,187	\$ 482	\$ 6,776	\$ 40,042
recruitment & Supply	1	Mendiola, Donna M.	CLERK TYPIST III	F	14	\$ 30,355	\$ 3,607	\$ 448	\$ 106	\$ 5,846	\$ 440	\$ 10,245	\$ 40,600
recruitment & Supply	1	Mondina, Stephen P.	BUYER I	G	3	\$ 21,064	\$ -	\$ -	\$ 106	\$ 3,918	\$ 305	\$ 4,329	\$ 25,393
recruitment & Supply	1	Perez, Joseph B.C.	SUPPLY MGMT ADMINISTRATOR	N	6	\$ 40,383	\$ 1,253	\$ -	\$ 106	\$ 7,511	\$ 588	\$ 9,455	\$ 49,838
recruitment & Supply	1	Salas, Peter G.	BUYER II	H	5	\$ 24,968	\$ 2,830	\$ 297	\$ 106	\$ 4,644	\$ 362	\$ 8,239	\$ 33,207
recruitment & Supply	1	Santos, Jennifer C.	ADMINISTRATIVE AIDE	F	3	\$ 19,840	\$ 1,253	\$ 148	\$ 106	\$ 3,690	\$ 288	\$ 5,465	\$ 25,325
						\$ 280,222	\$ 11,772	\$ 1,486	\$ 1,060	\$ 48,401	\$ 3,773	\$ 66,492	\$ 326,714

Guam Waterworks Authority
 Authorized Staffing Pattern
 FY 2002

Division	No	EMPLOYEE NAME	TITLE	PAY GRADE	STEP	Salary 02	Medical	Dental	Life	Retirement	Medicare	Total Benefits	Total Payroll
	1	Benavente, Frances A.	COMPUTER OPERATOR III	J	3	\$ 25,810	\$ -	\$ -	\$ 106	\$ 4,901	\$ 374	\$ 5,281	\$ 31,091
	1	Guzman, Melissa U.	PROGRAMMER ANALYST I	L	3	\$ 29,835	\$ -	\$ -	\$ 106	\$ 5,549	\$ 433	\$ 6,088	\$ 35,923
	1	Rapolla, Kenneth Q	COMPUTER OPERATOR I	G	1	\$ 18,723	\$ -	\$ 148	\$ 106	\$ 3,482	\$ 271	\$ 4,008	\$ 22,731
	1	Torres, Victor A.	SYS/PROGRAMMER ADMINISTRAT	P	10	\$ 55,274	\$ -	\$ 297	\$ 106	\$ 10,281	\$ 801	\$ 11,486	\$ 66,760
						\$ 129,642	\$ -	\$ 446	\$ 424	\$ 24,113	\$ 1,860	\$ 26,863	\$ 156,505

Guam Waterworks Authority
Authorized Staffing Pattern
FY 2002

Division	No	EMPLOYEE NAME	TITLE	PAY GRADE	STEP	Salary 02	Medical	Dental	Life	Retirement	Medicare	Total Benefits	Total Payroll
Admin - Controller	1	Anderson, Catherine B.	ADMINISTRATIVE ASSISTANT	J	8	\$ 32,119	\$ 3,607	\$ -	\$ 106	\$ 5,974	\$ 466	\$ 10,153	\$ 42,272
Admin - Controller	1	Arceo, Bryan J.	TRADES HELPER	D	3	\$ 17,820	\$ 2,830	\$ -	\$ 106	\$ 3,315	\$ 258	\$ 6,509	\$ 24,329
Admin - Controller	1	Balajadia, Maria R. A.	ACCOUNTING TECH III	J	11	\$ 35,618	\$ -	\$ 297	\$ 106	\$ 6,625	\$ 516	\$ 7,545	\$ 43,163
Admin - Controller	1	Bias, Kenneth Q.	TRADES HELPER	D	3	\$ 17,820	\$ -	\$ -	\$ 106	\$ 3,315	\$ 258	\$ 3,679	\$ 21,499
Admin - Controller	1	Cruz, Grace R.	ADMINISTRATIVE ASSISTANT	J	1	\$ 22,942	\$ -	\$ -	\$ 106	\$ 4,267	\$ 333	\$ 4,706	\$ 27,648
Admin - Controller	1	Dalisay, Teresita S.	ACCOUNTANT II	K	8	\$ 34,518	\$ -	\$ -	\$ 106	\$ 6,420	\$ 501	\$ 7,027	\$ 41,545
Admin - Controller	1	Duenas, Joseph A.	PAYROLL CLERK III	I	2	\$ 22,726	\$ 1,253	\$ 148	\$ 106	\$ 4,227	\$ 330	\$ 6,064	\$ 28,790
Admin - Controller	1	Edrosa, Mary Grace V.	ACCOUNTANT II	L	7	\$ 35,802	\$ 3,607	\$ 446	\$ 106	\$ 6,659	\$ 519	\$ 11,337	\$ 47,139
Admin - Controller	1	Guemero, Ursula A.C.	ADMINISTRATIVE AIDE	F	3	\$ 19,840	\$ -	\$ -	\$ 106	\$ 3,690	\$ 288	\$ 4,084	\$ 23,924
Admin - Controller	1	Herrero, Davina C.	CASHIER I	D	4	\$ 18,810	\$ -	\$ -	\$ 106	\$ 3,499	\$ 273	\$ 3,877	\$ 22,687
Admin - Controller	1	James, Joseph B.	GENERAL ACCOUNTING SUPERVI	O	15	\$ 60,236	\$ 2,830	\$ -	\$ 106	\$ 11,204	\$ 873	\$ 15,013	\$ 75,249
Admin - Controller	1	Javinal, Maria G.	CASHIER II	E	12	\$ 26,763	\$ 2,830	\$ 297	\$ 106	\$ 4,976	\$ 388	\$ 8,599	\$ 35,362
Admin - Controller	1	Levitch, Zeny A.	CONTROLLER	R	11	\$ 68,687	\$ 2,830	\$ 297	\$ 106	\$ 12,776	\$ 996	\$ 17,005	\$ 85,692
Admin - Controller	1	Mafnas, Gilda M.	ACCOUNTANT II	L	4	\$ 31,493	\$ 2,830	\$ 297	\$ 106	\$ 5,858	\$ 457	\$ 9,547	\$ 41,040
Admin - Controller	1	Pangelinan, Arthur J.	CASHIER II	E	10	\$ 24,984	\$ 1,253	\$ 148	\$ 106	\$ 4,647	\$ 362	\$ 6,516	\$ 31,500
Admin - Controller	1	Paulino, James M.	ASSISTANT TO THE CONTROLLE	P	9	\$ 53,432	\$ 3,607	\$ -	\$ 106	\$ 9,938	\$ 775	\$ 14,426	\$ 67,858
Admin - Controller	1	Pending Drug Test	PAYROLL CLERK I	F	1	\$ 17,635	\$ 3,607	\$ 446	\$ 106	\$ 3,280	\$ 256	\$ 7,694	\$ 25,329
Admin - Controller	1	Pending Drug Test	ACCOUNTANT II	L	1	\$ 26,520	\$ 3,607	\$ 446	\$ 106	\$ 4,933	\$ 385	\$ 9,476	\$ 35,996
Admin - Controller	1	Reyes, Kathy MT.	COMPUTER OPERATOR II	I	9	\$ 31,014	\$ 2,830	\$ 297	\$ 106	\$ 5,769	\$ 450	\$ 9,451	\$ 40,465
Admin - Controller	1	Robinson, Demetria G.	ACCOUNTANT II	L	10	\$ 39,780	\$ -	\$ -	\$ 106	\$ 7,399	\$ 577	\$ 8,082	\$ 47,862
Admin - Controller	1	Sanchez, Patricia C.	CASHIER I	D	5	\$ 19,800	\$ -	\$ -	\$ 106	\$ 3,683	\$ 287	\$ 4,076	\$ 23,876
Admin - Controller	1	Vicente, Marietta P.	PAYROLL SUPERVISOR	M	5	\$ 35,848	\$ -	\$ -	\$ 106	\$ 6,668	\$ 520	\$ 7,294	\$ 43,142
Admin - Controller	1	Wall, Jerald Lee	METER READER LEADER	G	9	\$ 27,149	\$ -	\$ -	\$ 106	\$ 5,050	\$ 394	\$ 5,549	\$ 32,698
Admin - Controller	1	Yanto, Berlin E.	ACCOUNTING TECH III	J	9	\$ 33,266	\$ -	\$ -	\$ 106	\$ 6,187	\$ 482	\$ 6,776	\$ 40,042
Admin - Controller						\$ 754,622	\$ 37,518	\$ 3,120	\$ 2,544	\$ 140,360	\$ 10,942	\$ 194,483	\$ 949,105

Guam Waterworks Authority
 Authorized Staffing Pattern
 FY 2002

Division	No	EMPLOYEE NAME	TITLE	PAY		Salary 02	Medical	Dental	Life	Retirement	Medicare	Total	
				GRADE	STEP							Benefits	Total Payroll
AGMO	1	Mesa, Rafael P.	WATER DIST SYS ASST MANAGE	P	12	\$ 59,211	\$ 2,830	\$ 297	\$ 106	\$ 11,013	\$ 859	\$ 15,105	\$ 74,316
AGMO	1	San Nicolas, Veronica B.	ADMINISTRATIVE OFFICER	L	10	\$ 39,780	\$ -	\$ -	\$ 106	\$ 7,399	\$ 577	\$ 8,082	\$ 47,862
AGMO	1	Santos Jr., Joaquin Siguenza	ASST GEN MGR - OPERATIONS	L3	1	\$ 67,150	\$ -	\$ -	\$ 106	\$ 12,490	\$ 974	\$ 13,570	\$ 80,720
						\$ 166,141	\$ 2,830	\$ 297	\$ 318	\$ 30,902	\$ 2,409	\$ 36,756	\$ 202,897

Guam Waterworks Authority
 Authorized Staffing Pattern
 FY 2002

Division	No	EMPLOYEE NAME	TITLE	PAY GRADE	STEP	Salary 02	Medical	Dental	Life	Retirement	Medicare	Total Benefits	Total Payroll
/ater	1	Pocaigue, Rose Bernice	CUSTOMER SERVICE REP	H	9	\$ 28,963	\$ -	\$ 743	\$ 106	\$ 5,387	\$ 420	\$ 6,656	\$ 35,619
/ater	1	San Nicolas, Joaquin M.	WATER DIST SYS MANAGER	Q	9	\$ 58,510	\$ 3,607	\$ -	\$ 106	\$ 10,883	\$ 848	\$ 15,444	\$ 73,954
						\$ 87,473	\$ 3,607	\$ 743	\$ 212	\$ 16,270	\$ 1,268	\$ 22,100	\$ 109,573

Guam Waterworks Authority
 Authorized Staffing Pattern
 FY 2002

Division	No	EMPLOYEE NAME	TITLE	PAY GRADE	STEP	Salary 02	Medical	Dental	Life	Retirement	Medicare	Total Benefits	Total Payroll
Water	1	Bias, Kenneth G.F.	PUMPING STATION OPERATOR I	H	1	\$ 19,974	\$ 1,253	\$ 148	\$ 106	\$ 3,715	\$ 290	\$ 5,512	\$ 25,486
Water	1	Bolton, Eugene J.	WATER-SEWER MAINT LEADER	J	12	\$ 36,865	\$ 3,607	\$ 446	\$ 106	\$ 6,857	\$ 505	\$ 11,550	\$ 48,415
Water	1	Calara, Subero J.	WATER CONSTRUCTION MAINT S	N	7	\$ 41,936	\$ 2,830	\$ 297	\$ 106	\$ 7,800	\$ 608	\$ 11,641	\$ 53,577
Water	1	Cruz Barbara J.	TRADES HELPER	D	1	\$ 15,840	\$ 3,607	\$ 446	\$ 106	\$ 2,946	\$ 230	\$ 7,334	\$ 23,174
Water	1	Duenas, Ronald M	PUMPING STATION OPERATOR II	I	12	\$ 34,368	\$ 1,253	\$ 148	\$ 106	\$ 6,392	\$ 498	\$ 8,398	\$ 42,766
Water	1	Lujan, Francis A.	PUMPING STATION OPERATOR I	I	6	\$ 27,805	\$ 1,253	\$ -	\$ 106	\$ 5,172	\$ 403	\$ 6,934	\$ 34,739
Water	1	Santos, Jose M.	WATER-SEWER MAINT WORKER I	H	1	\$ 19,974	\$ -	\$ -	\$ 106	\$ 3,715	\$ 290	\$ 4,111	\$ 24,085
Water	1	Siguenza, Patrick A.F.	PUMPING STATION OPERATOR I	H	7	\$ 26,965	\$ 2,830	\$ 297	\$ 106	\$ 5,015	\$ 391	\$ 6,640	\$ 35,605
Water	1	Tataguez, Carl S.	WATER-SEWER MAINT WORKER I	H	10	\$ 29,962	\$ 2,830	\$ 297	\$ 106	\$ 5,573	\$ 434	\$ 9,240	\$ 39,202
Water	1	Villagomez, Benny C.	PUMPING STATION OPERATOR I	H	10	\$ 29,962	\$ 3,607	\$ 297	\$ 106	\$ 5,573	\$ 434	\$ 10,017	\$ 39,979
Water	1					\$ 283,651	\$ 23,068	\$ 2,377	\$ 1,060	\$ 52,759	\$ 4,113	\$ 83,377	\$ 367,028

Guam Waterworks Authority
 Authorized Staffing Pattern
 FY 2002

Division	No	EMPLOYEE NAME	TITLE	PAY GRADE	STEP	Salary 02	Medical	Dental	Life	Retirement	Medicare	Total Benefits	Total Payroll
Water	1	Cruz, Andrew M	TRADES HELPER	D	7	\$ 21,384	\$ 2,830	\$ 297	\$ 106	\$ 3,977	\$ 310	\$ 7,521	\$ 28,905
Water	1	Cruz, Thomas S	WATER-SEWER MAINT WORKER I	I	11	\$ 33,206	\$ 2,830	\$ 297	\$ 106	\$ 6,176	\$ 481	\$ 9,891	\$ 43,097
Water	1	Guerrero Joseph B	TRADES HELPER	D	1	\$ 15,840	\$ 3,607	\$ 446	\$ 106	\$ 2,946	\$ 230	\$ 7,334	\$ 23,174
Water	1	Mafias, Robert J.A.	CUSTOMER SERVICE REP	H	2	\$ 21,223	\$ 2,830	\$ 297	\$ 106	\$ 3,947	\$ 308	\$ 7,488	\$ 28,711
Water	1	Neuta, Peter J.D.	WATER-SEWER MAINT LEADER	J	9	\$ 33,266	\$ 3,607	\$ 297	\$ 106	\$ 6,187	\$ 482	\$ 10,680	\$ 43,946
Water	1	Rios, Jeffrey B.	WATER-SEWER MAINT WORKER I	H	12	\$ 32,096	\$ 3,607	\$ 297	\$ 106	\$ 5,970	\$ 465	\$ 10,445	\$ 42,541
Water	1	Talmanglo, Eddie T.	WATER-SEWER MAINT WORKER I	I	11	\$ 33,206	\$ -	\$ -	\$ 106	\$ 6,178	\$ 481	\$ 6,764	\$ 39,970
Water	1					\$ 190,221	\$ 19,310	\$ 1,932	\$ 742	\$ 35,381	\$ 2,758	\$ 60,123	\$ 250,344

Guam Waterworks Authority
 Authorized Staffing Pattern
 FY 2002

Division	No	EMPLOYEE NAME	TITLE	PAY GRADE	STEP	Salary 02	Medical	Dental	Life	Retirement	Medicare	Total Benefits	Total Payroll
Water	1	Guerrero, Timothy C.	PUMPING STATION OPERATOR I	H	9	\$ 28,963	\$ 2,830	\$ 297	\$ 106	\$ 5,387	\$ 420	\$ 9,040	\$ 38,003
Water	1	Maguadog, Alvin Q.	PUMPING STATION OPERATOR I	I	11	\$ 33,206	\$ 1,253	\$ -	\$ 106	\$ 6,176	\$ 481	\$ 8,016	\$ 41,222
Water	1	Mangiona, Jesse C.	PUMPING STATION OPERATOR I	H	9	\$ 28,963	\$ 1,253	\$ -	\$ 106	\$ 5,387	\$ 420	\$ 7,166	\$ 36,129
Water	1	Naputi, Raymond F.	WATER-SEWER MAINT WORKER I	H	11	\$ 31,011	\$ -	\$ -	\$ 106	\$ 5,768	\$ 450	\$ 6,324	\$ 37,335
Water	1	Quintanilla, George S	TRADES HELPER	D	1	\$ 15,840	\$ 3,807	\$ 446	\$ 106	\$ 2,946	\$ 230	\$ 7,334	\$ 23,174
Water	1	Sablan, Frank J.	TRADES HELPER	D	3	\$ 17,820	\$ 2,830	\$ 148	\$ 106	\$ 3,315	\$ 258	\$ 6,657	\$ 24,477
Water	1	San Nicolas, Joseph C.	WATER-SEWER MAINT WORKER I	H	11	\$ 31,011	\$ 2,830	\$ 297	\$ 106	\$ 5,768	\$ 450	\$ 9,451	\$ 40,462
Water	1	Topasnia, Ron S.	PUMPING STATION OPERATOR I	H	7	\$ 26,965	\$ 2,830	\$ 297	\$ 106	\$ 5,015	\$ 391	\$ 6,840	\$ 35,605
Water	1					\$ 213,779	\$ 17,431	\$ 1,486	\$ 848	\$ 39,763	\$ 3,100	\$ 82,828	\$ 276,407

Guam Waterworks Authority
 Authorized Staffing Pattern
 FY 2002

Division	No	EMPLOYEE NAME	TITLE	PAY GRADE	STEP	Salary 02	Medical	Dental	Life	Retirement	Medicare	Total Benefits	Total Payroll
Water	1	Aguon, Joseph E.T.	CARPENTER I	H	3	\$ 22,471	\$ -	\$ -	\$ 106	\$ 4,180	\$ 326	\$ 4,511	\$ 27,082
Water	1	Arceo, Peter J.	PUMPING STATION LEADER	J	8	\$ 32,119	\$ 1,253	\$ 148	\$ 106	\$ 5,974	\$ 466	\$ 7,947	\$ 40,066
Water	1	Calvo, Duane A.	PUMPING STATION OPERATOR I	H	1	\$ 19,974	\$ 1,253	\$ 148	\$ 106	\$ 3,715	\$ 290	\$ 5,512	\$ 25,486
Water	1	Carnachio, James B.	WATER-SEWER MAINT LEADER	J	9	\$ 33,266	\$ 3,607	\$ 446	\$ 106	\$ 6,187	\$ 482	\$ 10,828	\$ 44,094
Water	1	Castro, Eddie P.	PUMPING STATION OPERATOR I	I	14	\$ 36,816	\$ 2,830	\$ 297	\$ 106	\$ 6,848	\$ 534	\$ 10,615	\$ 47,431
Water	1	Castro, Wilfred D.	PUMPING STATION SUPERVISOR	L	10	\$ 39,780	\$ 3,607	\$ 446	\$ 106	\$ 7,398	\$ 577	\$ 12,134	\$ 51,914
Water	1	Flores, George V.	PUMPING STATION LEADER	J	8	\$ 32,119	\$ 1,253	\$ -	\$ 106	\$ 5,974	\$ 466	\$ 7,799	\$ 39,918
Water	1	Franquez Michael J	TRADES HELPER	D	1	\$ 15,840	\$ 3,607	\$ 446	\$ 106	\$ 2,946	\$ 230	\$ 7,334	\$ 23,174
Water	1	Lape, Douglas E.	PUMPING STATION OPERATOR II	I	13	\$ 35,571	\$ 2,830	\$ -	\$ 106	\$ 6,616	\$ 516	\$ 10,068	\$ 45,639
Water	1	Leon Guerrero, Alejo B. Jr	PUMPING STATION LEADER	J	11	\$ 35,618	\$ -	\$ 297	\$ 106	\$ 6,625	\$ 516	\$ 7,545	\$ 43,163
Water	1	Lujan, Jesse C.	PUMPING STATION OPERATOR I	H	7	\$ 26,966	\$ 1,253	\$ -	\$ 106	\$ 5,015	\$ 391	\$ 6,765	\$ 33,730
Water	1	Manibusan Peter M.	TRADES HELPER	D	1	\$ 15,840	\$ 3,607	\$ 446	\$ 106	\$ 2,946	\$ 230	\$ 7,334	\$ 23,174
Water	1	Meeks, William L.	WATER-SEWER MAINT WORKER I	H	4	\$ 23,720	\$ 1,253	\$ 148	\$ 106	\$ 4,412	\$ 344	\$ 6,263	\$ 29,983
Water	1	Pablo, Gerald P.	PUMPING STATION LEADER	J	7	\$ 30,972	\$ 3,607	\$ 446	\$ 106	\$ 5,761	\$ 449	\$ 10,368	\$ 41,340
Water	1	Paulino, Patrick L.	WATER-SEWER MAINT LEADER	J	13	\$ 38,155	\$ 1,253	\$ 148	\$ 106	\$ 7,097	\$ 553	\$ 9,157	\$ 47,312
Water	1	Quidachay, Jon U.	PUMPING STATION OPERATOR I	I	11	\$ 33,206	\$ 2,830	\$ 297	\$ 106	\$ 6,176	\$ 461	\$ 8,891	\$ 43,097
Water	1	Sablan, Patrick L.	PUMPING STATION OPERATOR I	H	12	\$ 32,096	\$ 1,253	\$ 297	\$ 106	\$ 5,970	\$ 465	\$ 8,091	\$ 40,187
Water	1	San Nicolas, Melvin D.	WATER-SEWER MAINT WORKER I	I	13	\$ 35,571	\$ -	\$ -	\$ 106	\$ 6,616	\$ 516	\$ 7,238	\$ 42,809
Water	1	Santiago, Mark T.	PUMPING STATION OPERATOR II	I	14	\$ 36,816	\$ 2,830	\$ 297	\$ 106	\$ 6,848	\$ 534	\$ 10,615	\$ 47,431
Water	1	Tuituu David U.	TRADES HELPER	D	1	\$ 15,840	\$ 3,607	\$ 446	\$ 106	\$ 2,946	\$ 230	\$ 7,394	\$ 23,174
Water	1	Vibar, Raymond C.	PUMPING STATION OPERATOR I	I	12	\$ 34,368	\$ 3,607	\$ -	\$ 106	\$ 6,392	\$ 498	\$ 10,604	\$ 44,972
Water	1					\$ 627,123	\$ 45,335	\$ 4,754	\$ 2,226	\$ 116,845	\$ 9,093	\$ 178,053	\$ 805,176

Guam Waterworks Authority
 Authorized Staffing Pattern
 FY 2002

Division	No	EMPLOYEE NAME	TITLE	PAY GRADE	STEP	Salary 02	Medical	Dental	Life	Retirement	Medicare	Total Benefits	Total Payroll
Water	1	Aguon, Anthony L.	WATER-SEWER MAINT WORKER I	I	13	\$ 35,571	\$ 2,830	\$ 297	\$ 106	\$ 6,616	\$ 516	\$ 10,365	\$ 45,936
Water	1	Cabrera, Edward O.	WATER-SEWER MAINT WORKER I	I	15	\$ 38,105	\$ 2,830	\$ -	\$ 106	\$ 7,088	\$ 553	\$ 10,576	\$ 49,681
Water	1	Cruz, Henry A.	WATER-SEWER MAINT WORKER I	I	12	\$ 34,368	\$ -	\$ 148	\$ 106	\$ 6,392	\$ 498	\$ 7,145	\$ 41,513
Water	1	Cruz, Vincent B.	WATER CONSTRUCTION/MAINT S	N	8	\$ 43,490	\$ 2,830	\$ -	\$ 106	\$ 8,089	\$ 631	\$ 11,656	\$ 55,146
Water	1	Feljarang, Richard S.	WATER-SEWER MAINT LEADER	J	3	\$ 25,810	\$ 2,830	\$ 297	\$ 106	\$ 4,801	\$ 374	\$ 8,408	\$ 34,218
Water	1	Guzman, Peter A.	WATER-SEWER MAINT WORKER I	H	1	\$ 19,974	\$ 3,607	\$ 446	\$ 106	\$ 3,715	\$ 290	\$ 8,163	\$ 28,137
Water	1	Lizama, Richard A.	WATER-SEWER MAINT WORKER I	J	13	\$ 38,155	\$ 2,830	\$ 297	\$ 106	\$ 7,097	\$ 553	\$ 10,883	\$ 49,038
Water	1	Lujan, David F.	WATER-SEWER MAINT WORKER I	I	8	\$ 29,944	\$ 2,830	\$ -	\$ 106	\$ 5,570	\$ 434	\$ 8,940	\$ 39,884
Water	1	Quintanilla, Michael P.M.	WATER-SEWER MAINT WORKER I	I	13	\$ 35,571	\$ 1,253	\$ 297	\$ 106	\$ 6,616	\$ 516	\$ 8,788	\$ 44,359
Water	1	San Nicolas, Ronald D.	WATER-SEWER MAINT WORKER I	I	13	\$ 35,571	\$ 2,830	\$ 297	\$ 106	\$ 6,616	\$ 516	\$ 10,365	\$ 44,903
Water	1	Saturio, Marcelino F.	WATER-SEWER MAINT WORKER I	I	15	\$ 38,105	\$ 3,607	\$ 446	\$ 106	\$ 7,088	\$ 553	\$ 11,798	\$ 49,903
Water	1	Taimanglo, Frankie C.	WATER-SEWER MAINT WORKER I	I	13	\$ 35,571	\$ 2,830	\$ 297	\$ 106	\$ 6,616	\$ 516	\$ 10,365	\$ 45,936
Water	1	Taitague, Frankie Q.	WATER-SEWER MAINT WORKER I	I	13	\$ 35,571	\$ 2,830	\$ 297	\$ 106	\$ 6,616	\$ 516	\$ 10,365	\$ 45,936
Water	1	Techaira, Michael F.	WATER-SEWER MAINT WORKER I	H	1	\$ 19,974	\$ 2,830	\$ 297	\$ 106	\$ 3,715	\$ 290	\$ 7,238	\$ 27,212
Water	1	Unchangco, Peter F.	WATER-SEWER MAINT WORKER I	H	1	\$ 19,974	\$ -	\$ -	\$ 106	\$ 3,715	\$ 290	\$ 4,111	\$ 24,085
Water	1	Wilson Jr., Carl	WATER-SEWER MAINT WORKER I	H	1	\$ 521,325	\$ 38,017	\$ 3,417	\$ 1,688	\$ 96,966	\$ 7,559	\$ 147,566	\$ 668,961

Guam Waterworks Authority
 Authorized Staffing Pattern
 FY 2002

Division	No	EMPLOYEE NAME	TITLE	PAY GRADE	STEP	Salary 02	Medical	Dental	Life	Retirement	Medicare	Total Benefits	Total Payroll
Water	1	Arceo, Raymond J.	WELDER II	I	7	\$ 28,875	\$ 2,830	\$ 297	\$ 106	\$ 5,371	\$ 419	\$ 9,022	\$ 37,897
Water	1	Cruz, Frank T.	WATER-SEWER MAINT LEADER	J	11	\$ 35,618	\$ 2,830	\$ 297	\$ 106	\$ 6,625	\$ 516	\$ 10,374	\$ 45,992
Water	1	Sablán, Rudolph SN.	PUMPING STATION OPERATOR I	H	11	\$ 31,011	-	\$ -	\$ 106	\$ 5,768	\$ 450	\$ 6,324	\$ 37,335
Water	1	Umblán, Joseph P.	PUMPING STATION SUPERVISOR	L	10	\$ 39,780	\$ 2,830	\$ 297	\$ 106	\$ 7,399	\$ 577	\$ 11,209	\$ 50,989
Water	1					\$ 135,284	\$ 8,490	\$ 892	\$ 424	\$ 25,163	\$ 1,962	\$ 36,930	\$ 172,214

Guam Waterworks Authority
 Authorized Staffing Pattern
 FY 2002

Division	No	EMPLOYEE NAME	TITLE	PAY GRADE	STEP	Salary 02	Medical	Dental	Life	Retirement	Medicare	Total Benefits	Total Payroll
Water	1	Benavente, Joseph M.	WATER-SEWER MAINT WORKER I	H	1	\$ 19,974	\$ -	\$ 297	\$ 106	\$ 3,715	\$ 290	\$ 4,408	\$ 24,382
Water	1	Bias, Ricardo T.	WATER-SEWER MAINT WORKER I	H	1	\$ 19,974	\$ 3,607	\$ 446	\$ 106	\$ 3,715	\$ 290	\$ 8,163	\$ 28,137
Water	1	Crisostomo, Patrick C.	WATER-SEWER MAINT WORKER I	I	12	\$ 34,368	\$ 1,253	\$ 148	\$ 106	\$ 6,392	\$ 498	\$ 8,398	\$ 42,766
Water	1	Cruz, Leebert JT	WATER-SEWER MAINT WORKER I	H	1	\$ 19,974	\$ 2,830	\$ 297	\$ 106	\$ 3,715	\$ 290	\$ 7,238	\$ 27,212
Water	1	Matern, David D.	WATER-SEWER MAINT SUPERVIS	L	12	\$ 42,613	\$ 2,830	\$ 297	\$ 106	\$ 7,928	\$ 618	\$ 11,777	\$ 54,390
Water	1	Memo, Joseph C.	WATER-SEWER MAINT SUPERVIS	L	11	\$ 41,172	\$ 2,830	\$ 297	\$ 106	\$ 7,658	\$ 597	\$ 9,911	\$ 51,083
Water	1	Nauta, Franklin I.	TRADES HELPER	D	3	\$ 17,820	\$ 3,607	\$ 446	\$ 106	\$ 3,315	\$ 258	\$ 7,731	\$ 25,551
Water	1	Pangelinan, John U.	WATER CONSTRUCTION MAINT S	N	8	\$ 43,490	\$ 3,607	\$ 446	\$ 106	\$ 8,089	\$ 631	\$ 12,878	\$ 58,368
Water	1	Paulino, Joseph M.	WATER-SEWER MAINT WORKER I	H	13	\$ 33,219	\$ 2,830	\$ -	\$ 106	\$ 5,015	\$ 391	\$ 6,640	\$ 35,805
Water	1	Quidachay, Timothy F.	TROUBLE DISPATCHER	H	7	\$ 26,965	\$ 2,830	\$ 297	\$ 106	\$ 6,392	\$ 498	\$ 8,249	\$ 42,617
Water	1	Quintana, Hairy Q.	WATER-SEWER MAINT WORKER I	I	12	\$ 34,368	\$ 1,253	\$ -	\$ 106	\$ 3,977	\$ 310	\$ 5,795	\$ 27,179
Water	1	Ramos, Charles M.	METER READER	D	7	\$ 21,394	\$ 1,253	\$ 148	\$ 106	\$ 5,015	\$ 391	\$ 8,342	\$ 35,307
Water	1	Rivera, David F.	WATER-SEWER MAINT WORKER I	H	7	\$ 26,965	\$ 2,830	\$ -	\$ 106	\$ 5,015	\$ 391	\$ 6,914	\$ 33,879
Water	1	Rosario, Joseph P.	PUMPING STATION OPERATOR I	H	7	\$ 26,965	\$ 1,253	\$ 148	\$ 106	\$ 5,015	\$ 391	\$ 6,914	\$ 33,879
Water	1	Rupley, Charles John B.	WATER-SEWER MAINT WORKER I	H	11	\$ 31,011	\$ 2,830	\$ 297	\$ 106	\$ 5,768	\$ 450	\$ 9,451	\$ 40,462
Water	1	Sablun, Cecil A.	WATER-SEWER MAINT WORKER I	H	1	\$ 19,974	\$ 1,253	\$ 148	\$ 106	\$ 3,715	\$ 290	\$ 5,512	\$ 25,486
Water	1	Salas, Frank G.	WATER-SEWER MAINT WORKER I	H	11	\$ 31,011	\$ 2,830	\$ -	\$ 106	\$ 5,768	\$ 450	\$ 9,154	\$ 40,165
Water	1	Salas, Henry B.	WATER-SEWER MAINT LEADER	J	7	\$ 30,972	\$ 2,830	\$ 297	\$ 106	\$ 5,761	\$ 449	\$ 9,443	\$ 40,415
Water	1	San Miguel, John D.	WATER-SEWER MAINT WORKER I	I	1	\$ 21,399	\$ 2,830	\$ -	\$ 106	\$ 3,978	\$ 310	\$ 7,224	\$ 28,613
Water	1	Soriano, Frank M.	WATER-SEWER MAINT WORKER I	I	13	\$ 35,571	\$ -	\$ -	\$ 106	\$ 6,616	\$ 516	\$ 7,238	\$ 42,809
Water	1	Susucro, Hilario S.N.	WATER-SEWER MAINT WORKER I	I	8	\$ 29,944	\$ 2,830	\$ 297	\$ 106	\$ 5,570	\$ 434	\$ 9,237	\$ 39,181
Water	1	Tallegue, Garrick L.G.	WATER-SEWER MAINT LEADER	J	13	\$ 38,155	\$ 2,830	\$ 297	\$ 106	\$ 7,097	\$ 553	\$ 10,883	\$ 49,038
Water	1	Urtiaga, Joseph Q.	WATER-SEWER MAINT WORKER I	H	11	\$ 31,011	\$ 2,830	\$ 297	\$ 106	\$ 5,768	\$ 450	\$ 9,451	\$ 40,462
Water	1		WATER-SEWER MAINT SUPERVIS	L	11	\$ 41,172	\$ 2,830	\$ 297	\$ 106	\$ 7,658	\$ 597	\$ 11,488	\$ 52,660
Water	1		WATER-SEWER MAINT SUPERVIS	L	11	\$ 719,461	\$ 55,124	\$ 5,200	\$ 2,544	\$ 133,820	\$ 10,432	\$ 207,120	\$ 925,581

Guam Waterworks Authority
 Authorized Staffing Pattern
 FY 2002

Division	No	EMPLOYEE NAME	TITLE	PAY GRADE	STEP	Salary 02	Medical	Dental	Life	Retirement	Medicare	Total Benefits	Total Payroll
Water	1	Aguon, Peter F.	WATER-SEWER MAINT WORKER I	H	1	\$ 19,974	\$ 2,830	\$ 297	\$ 106	\$ 3,715	\$ 290	\$ 7,238	\$ 27,212
Water	1	Aquino, Kenneth J.	WATER-SEWER MAINT WORKER I	H	4	\$ 23,720	\$ 1,253	\$ 148	\$ 106	\$ 4,412	\$ 344	\$ 6,263	\$ 29,983
Water	1	Brown, Larry C.	TRADES HELPER	D	1	\$ 15,840	\$ 3,607	\$ 446	\$ 106	\$ 2,946	\$ 230	\$ 7,334	\$ 23,174
Water	1	Cabanayan, Samuel M.	TRADES HELPER	D	1	\$ 15,840	\$ 3,607	\$ 446	\$ 106	\$ 2,946	\$ 230	\$ 7,334	\$ 23,174
Water	1	Chargualaf, Lawrence P.	WATER-SEWER MAINT WORKER I	H	1	\$ 19,974	\$ -	\$ -	\$ 106	\$ 3,715	\$ 290	\$ 4,111	\$ 24,085
Water	1	Cruz Peter T.	TRADES HELPER	D	1	\$ 15,840	\$ 3,607	\$ 446	\$ 106	\$ 2,946	\$ 230	\$ 7,334	\$ 23,174
Water	1	Doyle, Albert P.	WATER-SEWER MAINT WORKER I	H	2	\$ 21,223	\$ 2,830	\$ -	\$ 106	\$ 3,947	\$ 308	\$ 7,191	\$ 28,414
Water	1	Lujan, Joseph A.	WATER-SEWER MAINT WORKER I	H	9	\$ 28,963	\$ -	\$ -	\$ 106	\$ 5,387	\$ 420	\$ 5,913	\$ 34,876
Water	1	Mafnas, Donnie A.	WATER-SEWER MAINT WORKER I	H	5	\$ 24,968	\$ 1,253	\$ 148	\$ 106	\$ 4,644	\$ 362	\$ 6,513	\$ 31,481
Water	1	Mafnas, Fred B.	WATER-SEWER MAINT WORKER I	H	2	\$ 21,223	\$ 3,607	\$ 446	\$ 106	\$ 3,947	\$ 308	\$ 8,414	\$ 29,637
Water	1	Mangiona Myko J.	WATER-SEWER MAINT WORKER I	D	1	\$ 15,840	\$ 3,607	\$ 446	\$ 106	\$ 2,946	\$ 230	\$ 7,334	\$ 23,174
Water	1	Mantana, Patrick J.	TRADES HELPER	D	2	\$ 21,223	\$ 1,253	\$ 148	\$ 106	\$ 3,947	\$ 308	\$ 5,762	\$ 26,965
Water	1	Memo, Michael J.	WATER-SEWER MAINT LEADER	J	8	\$ 32,119	\$ 2,830	\$ -	\$ 106	\$ 5,974	\$ 466	\$ 9,376	\$ 41,495
Water	1	Pangelinan, Kevin M.	WATER-SEWER MAINT WORKER I	H	1	\$ 19,974	\$ -	\$ -	\$ 106	\$ 3,715	\$ 290	\$ 4,111	\$ 24,085
Water	1	Paulino, Gerald M.	WATER-SEWER MAINT WORKER I	H	11	\$ 31,011	\$ 2,830	\$ -	\$ 106	\$ 5,768	\$ 450	\$ 9,154	\$ 40,165
Water	1	Peredo Eddie Joe	TRADES HELPER	D	1	\$ 15,840	\$ 3,607	\$ 446	\$ 106	\$ 2,946	\$ 230	\$ 7,334	\$ 23,174
Water	1	Peraz Mark S	TRADES HELPER	D	1	\$ 15,840	\$ 3,607	\$ 446	\$ 106	\$ 2,946	\$ 230	\$ 7,334	\$ 23,174
Water	1	Quinata Pedro A.	TRADES HELPER	D	1	\$ 15,840	\$ 3,607	\$ 446	\$ 106	\$ 2,946	\$ 230	\$ 7,334	\$ 23,174
Water	1	Rios Albert J	TRADES HELPER	D	1	\$ 32,096	\$ 1,253	\$ -	\$ 106	\$ 5,970	\$ 465	\$ 7,794	\$ 39,890
Water	1	Sablan, Francisco T.	WATER-SEWER MAINT WORKER I	H	12	\$ 32,096	\$ 1,253	\$ -	\$ 106	\$ 5,970	\$ 465	\$ 7,794	\$ 39,890
Water	1	Sablan, Kenneth J.	WATER-SEWER MAINT WORKER I	H	2	\$ 21,223	\$ 2,830	\$ 148	\$ 106	\$ 3,947	\$ 308	\$ 7,340	\$ 28,563
Water	1	San Nicolas, Kin M.	WATER-SEWER MAINT WORKER I	H	2	\$ 21,223	\$ 2,830	\$ 148	\$ 106	\$ 3,947	\$ 308	\$ 7,340	\$ 28,563
Water	1	Santos JR, Joseph M.	WATER-SEWER MAINT WORKER I	H	1	\$ 19,974	\$ 2,830	\$ 297	\$ 106	\$ 3,715	\$ 290	\$ 7,268	\$ 27,212
Water	1	Santos, Jose F. A.	WATER-SEWER MAINT WORKER I	H	2	\$ 21,223	\$ -	\$ -	\$ 106	\$ 3,947	\$ 308	\$ 4,361	\$ 25,564
Water	1	Tainatongo, John M.	WATER-SEWER MAINT WORKER I	H	11	\$ 31,011	\$ 3,607	\$ 446	\$ 106	\$ 5,768	\$ 450	\$ 10,376	\$ 41,387
Water	1					\$ 537,842	\$ 60,887	\$ 5,793	\$ 2,650	\$ 100,039	\$ 7,799	\$ 177,167	\$ 715,009

Guam Waterworks Authority
 Authorized Staffing Pattern
 FY 2002

Division	No	EMPLOYEE NAME	TITLE	PAY GRADE STEP	Salary 02	Medical	Dental	Life	Retirement	Medicare	Total Benefits	Total Payroll
Wastewater	1	Calvo, Frank D.	WASTEWATER PLANT SUPT	O 8	\$ 47,336	\$ -	\$ -	\$ 106	\$ 8,804	\$ 686	\$ 9,597	\$ 56,933
Wastewater	1	Pending Drug Test	TRADES HELPER	D 1	\$ 15,840	\$ 3,607	\$ 446	\$ 106	\$ 2,946	\$ 230	\$ 7,334	\$ 23,174
Wastewater	1	Pending Drug Test	TRADES HELPER	D 1	\$ 15,840	\$ 3,607	\$ 446	\$ 106	\$ 2,946	\$ 230	\$ 7,334	\$ 23,174
Wastewater	1	Perez, Tina L.	ADMINISTRATIVE AIDE	F 10	\$ 26,453	\$ 1,253	\$ 148	\$ 106	\$ 4,920	\$ 384	\$ 6,811	\$ 33,264
Wastewater	1	Reyes, Edward SN	WASTEWATER SYS ASST MANAGE	P 7	\$ 49,747	\$ 3,607	\$ 446	\$ 106	\$ 9,253	\$ 721	\$ 14,133	\$ 63,880
Wastewater	1	Taitano, Diana S.	SECRETARY I (TYPIST)	G 10	\$ 28,085	\$ -	\$ -	\$ 106	\$ 5,224	\$ 407	\$ 5,737	\$ 33,822
Wastewater	1				\$ 183,301	\$ 12,073	\$ 1,485	\$ 636	\$ 34,094	\$ 2,658	\$ 50,946	\$ 234,247

Guam Waterworks Authority
 Authorized Staffing Pattern
 FY 2002

Division	No	EMPLOYEE NAME	TITLE	PAY GRADE	STEP	Salary 02	Medical	Dental	Life	Retirement	Medicare	Total Benefits	Total Payroll
Wastewater	1	Aguon, Alfred A.	SEWER PLANT SUPERVISOR	L	11	\$ 41,172	\$ 3,607	\$ 446	\$ 106	\$ 7,658	\$ 597	\$ 12,413	\$ 53,585
Wastewater	1	Apleg, Wilfred P.	WASTEWATER MAINT MECHANIC	I	13	\$ 35,571	\$ 2,830	\$ 297	\$ 106	\$ 6,516	\$ 516	\$ 10,365	\$ 45,936
Wastewater	1	Calvo, Roque S.	SEWER PLANT LEADER	J	14	\$ 39,481	\$ 2,830	\$ 297	\$ 106	\$ 7,345	\$ 573	\$ 11,151	\$ 50,642
Wastewater	1	Castro, Peter B.	SEWER PLANT OPERATOR I	H	1	\$ 19,974	\$ 1,253	\$ 148	\$ 106	\$ 3,715	\$ 290	\$ 5,512	\$ 25,486
Wastewater	1	Fejeran, Gregory D.	SEWER PLANT OPERATOR I	H	1	\$ 19,974	\$ 2,830	\$ 297	\$ 106	\$ 3,715	\$ 290	\$ 7,238	\$ 27,212
Wastewater	1	Ignacio, Joseph B.	WASTEWATER MAINT MECHANIC	I	15	\$ 38,105	-	-	\$ 106	\$ 7,088	\$ 553	\$ 7,746	\$ 45,851
Wastewater	1	Mesngon, Ignacio C.	WASTEWATER MAINT MECH SUPV	L	10	\$ 39,780	\$ 2,830	-	\$ 106	\$ 7,389	\$ 577	\$ 10,912	\$ 50,692
Wastewater	1	Padrones, Peter J.	WASTEWATER MAINT MECHANIC	I	15	\$ 38,105	\$ 3,607	\$ 446	\$ 106	\$ 7,088	\$ 553	\$ 11,798	\$ 48,903
Wastewater	1	Scroggs, Richard Daniel	WASTEWATER PLANT SUPT	O	7	\$ 45,645	-	-	\$ 106	\$ 8,490	\$ 682	\$ 9,258	\$ 54,903
Wastewater	1	Sebakos, Rudy B.	SEWER PLANT OPERATOR II	I	16	\$ 39,438	\$ 2,830	-	\$ 106	\$ 7,335	\$ 572	\$ 10,843	\$ 50,281
Wastewater	1	Torres, David A.	SEWER PLANT LEADER	J	15	\$ 40,873	\$ 2,830	\$ 297	\$ 106	\$ 7,602	\$ 593	\$ 11,428	\$ 52,301
Wastewater	1	Untalan, John J.	SEWER PLANT OPERATOR I	H	8	\$ 27,964	\$ 2,830	\$ 297	\$ 106	\$ 5,201	\$ 405	\$ 8,840	\$ 36,804
Wastewater	1	Untalan, Paul C.	SEWER PLANT OPERATOR I	H	8	\$ 27,964	\$ 2,830	\$ 297	\$ 106	\$ 5,201	\$ 405	\$ 8,840	\$ 36,804
Wastewater	1					\$ 454,056	\$ 31,105	\$ 2,823	\$ 1,378	\$ 84,454	\$ 6,584	\$ 129,344	\$ 580,400

Guam Waterworks Authority
 Authorized Staffing Pattern
 FY 2002

Division	No	EMPLOYEE NAME	TITLE	PAY GRADE	STEP	Salary 02	Medical	Dental	Life	Retirement	Medicare	Total Benefits	Total Payroll
Wastewater	1	Afaisen, Gerald F.	SEWER PLANT OPERATOR I	H	10	\$ 29,962	\$ -	\$ -	\$ 106	\$ 5,573	\$ 434	\$ 6,113	\$ 36,075
Wastewater	1	Afagug, Thomas F.M.	WATER-SEWER MAINT WORKER I	I	11	\$ 33,206	\$ 2,830	\$ -	\$ 106	\$ 6,176	\$ 481	\$ 9,594	\$ 42,800
Wastewater	1	Aguon Edward A.	TRADES HELPER	D	1	\$ 15,840	\$ 3,607	\$ 446	\$ 106	\$ 2,946	\$ 230	\$ 7,334	\$ 23,174
Wastewater	1	Aguon, Benny T.	SEWER PLANT OPERATOR I	H	2	\$ 21,223	\$ 3,607	\$ 446	\$ 106	\$ 3,947	\$ 308	\$ 8,414	\$ 29,637
Wastewater	1	Anderson Michael J.	TRADES HELPER	D	1	\$ 15,840	\$ 3,607	\$ 446	\$ 106	\$ 2,946	\$ 230	\$ 7,334	\$ 23,174
Wastewater	1	Asuncion, Pedro M.	WASTEWATER MAINT MECHANIC	H	10	\$ 29,962	\$ 1,253	\$ -	\$ 106	\$ 5,573	\$ 434	\$ 7,366	\$ 37,328
Wastewater	1	Audique, Carlos N.	WASTEWATER MAINT MECHANIC	I	15	\$ 38,105	\$ -	\$ -	\$ 106	\$ 7,088	\$ 553	\$ 7,746	\$ 45,851
Wastewater	1	Cepeda, Gregorio T.	WASTEWATER MAINT MECHANIC	I	13	\$ 35,571	\$ -	\$ -	\$ 106	\$ 6,516	\$ 516	\$ 7,535	\$ 43,106
Wastewater	1	Cruz, Anthony F.	SEWER PLANT OPERATOR II	I	13	\$ 35,571	\$ -	\$ -	\$ 106	\$ 6,516	\$ 516	\$ 7,538	\$ 42,809
Wastewater	1	Cruz, Franklin F.	PUMPING STATION OPERATOR I	I	13	\$ 35,571	\$ 2,830	\$ 297	\$ 106	\$ 6,616	\$ 516	\$ 10,365	\$ 45,936
Wastewater	1	Fernandez, Michael A.L	SEWER PLANT OPERATOR I	H	7	\$ 26,985	\$ -	\$ -	\$ 106	\$ 5,015	\$ 391	\$ 5,512	\$ 32,477
Wastewater	1	Gogoe, Joseph P.	PUMPING STATION LEADER	J	12	\$ 38,155	\$ 2,830	\$ 297	\$ 106	\$ 7,087	\$ 553	\$ 10,883	\$ 49,038
Wastewater	1	Gumatao, Anthony F.	PUMPING STATION LEADER	J	12	\$ 34,368	\$ 2,830	\$ -	\$ 106	\$ 6,392	\$ 498	\$ 9,827	\$ 44,195
Wastewater	1	Ignacio, Patrick Q.	WASTEWATER MAINT MECH SUPV	L	11	\$ 41,172	\$ 3,607	\$ 446	\$ 106	\$ 7,658	\$ 597	\$ 12,413	\$ 53,585
Wastewater	1	Indalecio JR, John R.	PUMPING STATION OPERATOR I	I	13	\$ 35,571	\$ 2,830	\$ 297	\$ 106	\$ 6,616	\$ 516	\$ 10,365	\$ 45,936
Wastewater	1	Kaneshiro, Derek H.	SEWER PLANT OPERATOR II	I	12	\$ 34,368	\$ 3,607	\$ 446	\$ 106	\$ 6,392	\$ 498	\$ 11,049	\$ 45,417
Wastewater	1	Lastimoza, David B.	PUMPING STATION SUPERVISOR	L	10	\$ 39,780	\$ -	\$ -	\$ 106	\$ 7,399	\$ 577	\$ 8,082	\$ 47,862
Wastewater	1	Leon Guerrero, Jesse L.	SEWER PLANT LEADER	J	12	\$ 36,865	\$ 3,607	\$ 446	\$ 106	\$ 6,957	\$ 535	\$ 11,550	\$ 48,415
Wastewater	1	Meno, Frankie R.	WASTEWATER MAINT MECHANIC	I	12	\$ 34,368	\$ 1,253	\$ -	\$ 106	\$ 6,392	\$ 498	\$ 8,547	\$ 42,915
Wastewater	1	Quinata, Anthony A.	SEWER PLANT OPERATOR II	I	12	\$ 34,368	\$ -	\$ -	\$ 106	\$ 6,392	\$ 498	\$ 6,997	\$ 41,365
Wastewater	1	Salas, Edward C.	WASTEWATER MAINT MECHANIC	I	9	\$ 31,014	\$ -	\$ -	\$ 106	\$ 5,769	\$ 450	\$ 6,324	\$ 37,338
Wastewater	1	Soungose, Peter L.	PUMPING STATION OPERATOR I	I	13	\$ 35,571	\$ 4,083	\$ 148	\$ 106	\$ 6,516	\$ 516	\$ 11,469	\$ 47,040
Wastewater	1	Tajalla, Kenneth C.	COMMUNITY MAINT WORKER	F	4	\$ 20,942	\$ 1,253	\$ 148	\$ 106	\$ 3,895	\$ 304	\$ 5,706	\$ 26,648
Wastewater	1	Torres, Guillermo A.	PUMPING STATION OPERATOR I	I	13	\$ 35,571	\$ 2,830	\$ 297	\$ 106	\$ 6,616	\$ 516	\$ 10,365	\$ 45,936
Wastewater	1	Torres, Guillermo A.	PUMPING STATION OPERATOR I	I	13	\$ 769,929	\$ 46,460	\$ 4,754	\$ 2,544	\$ 143,207	\$ 11,164	\$ 208,129	\$ 978,058

Guam Waterworks Authority
Authorized Staffing Pattern
FY 2002

Division	No	EMPLOYEE NAME	TITLE	PAY GRADE	STEP	Salary 02	Medical	Dental	Life	Retirement	Medicare	Total Benefits	Total Payroll
						\$ 33,206	\$ 2,830	\$ 297	\$ 106	\$ 6,176	\$ 481	\$ 9,891	\$ 43,097
Wastewater	1	Aguon, Steven T.	WASTEWATER MAINT MECHANIC	I	11	\$ 33,206	\$ 2,830	\$ 297	\$ 106	\$ 6,176	\$ 481	\$ 9,891	\$ 43,097
Wastewater	1	Borja, Jeffrey M.	SEWER PLANT OPERATOR I	H	8	\$ 27,964	\$ 3,607	\$ 446	\$ 106	\$ 5,201	\$ 405	\$ 9,765	\$ 37,729
Wastewater	1	Chargualaf JR, Anthony P.	SEWER PLANT OPERATOR II	I	12	\$ 34,368	\$ 3,607	\$ 446	\$ 106	\$ 6,392	\$ 498	\$ 11,049	\$ 45,417
Wastewater	1	Chargualaf, Joseph P.	SEWER PLANT OPERATOR II	I	13	\$ 35,571	\$ 3,607	\$ 448	\$ 106	\$ 6,616	\$ 516	\$ 11,290	\$ 46,861
Wastewater	1	Cruz, Tony E.	WASTEWATER MAINT MECH SUPV	L	13	\$ 44,105	\$ 3,607	\$ -	\$ 106	\$ 8,204	\$ 640	\$ 12,556	\$ 56,661
Wastewater	1	Duenas, James B.	WASTEWATER MAINT MECHANIC	H	4	\$ 23,720	\$ 1,253	\$ -	\$ 106	\$ 4,412	\$ 344	\$ 6,115	\$ 29,835
Wastewater	1	Mantanona, William T.	SEWER PLANT SUPERVISOR	L	10	\$ 39,780	\$ 1,253	\$ 148	\$ 106	\$ 7,399	\$ 577	\$ 9,483	\$ 49,263
Wastewater	1	Mendiola, Anthony H.	SEWER PLANT LEADER	J	14	\$ 39,491	\$ 2,830	\$ 297	\$ 106	\$ 7,345	\$ 573	\$ 11,151	\$ 50,642
Wastewater	1	Nangauta, James C.	WASTEWATER MAINT MECHANIC	H	12	\$ 32,096	\$ 3,607	\$ 446	\$ 106	\$ 5,970	\$ 465	\$ 10,594	\$ 42,690
Wastewater	1	Naputi, Jesse C.	SEWER PLANT OPERATOR II	I	14	\$ 36,816	\$ 2,830	\$ 297	\$ 106	\$ 6,848	\$ 534	\$ 10,615	\$ 47,431
Wastewater	1	Pangelinan, Jackie RF	SEWER PLANT OPERATOR I	H	1	\$ 19,974	\$ 2,830	\$ 297	\$ 106	\$ 3,715	\$ 290	\$ 7,238	\$ 27,212
Wastewater	1	Paulino, Edward L.	WASTEWATER MAINT MECHANIC	I	12	\$ 34,368	\$ 2,830	\$ -	\$ 106	\$ 6,392	\$ 498	\$ 9,827	\$ 44,195
Wastewater	1	Quinata, Frankie T.	WASTEWATER MAINT MECHANIC	I	13	\$ 35,571	\$ 3,607	\$ 446	\$ 106	\$ 6,816	\$ 516	\$ 11,290	\$ 46,861
Wastewater	1	Quinata, Vicente S.	SEWER PLANT LEADER	J	12	\$ 36,865	\$ 3,607	\$ -	\$ 106	\$ 6,857	\$ 535	\$ 11,104	\$ 47,969
Wastewater	1	Rabago, Jose D.	SEWER PLANT OPERATOR II	I	11	\$ 33,206	\$ 2,830	\$ -	\$ 106	\$ 6,176	\$ 481	\$ 9,594	\$ 42,800
Wastewater	1	Sanchez, Francisco C.	SEWER PLANT OPERATOR I	H	1	\$ 19,974	\$ 1,253	\$ 148	\$ 106	\$ 3,715	\$ 290	\$ 5,512	\$ 25,486
Wastewater	1	Tailague, Danny LG	SEWER PLANT LEADER	J	13	\$ 38,155	\$ 1,253	\$ -	\$ 106	\$ 7,097	\$ 553	\$ 9,009	\$ 47,164
Wastewater	1	Tallada, Zambales R.	SEWER PLANT OPERATOR II	I	12	\$ 34,368	\$ 2,830	\$ 297	\$ 106	\$ 6,392	\$ 498	\$ 10,124	\$ 44,492
Wastewater	1	Topasna, Henry S.	SEWER PLANT OPERATOR I	H	10	\$ 29,962	\$ 2,830	\$ 297	\$ 106	\$ 5,573	\$ 434	\$ 9,240	\$ 39,202
Wastewater						\$ 629,560	\$ 52,896	\$ 4,308	\$ 2,014	\$ 117,098	\$ 9,129	\$ 185,445	\$ 815,005

Guam Waterworks Authority
 Authorized Staffing Pattern
 FY 2002

Division	No	EMPLOYEE NAME	TITLE	PAY GRADE	STEP	Salary 02	Medical	Dental	Life	Retirement	Medicare	Total Benefits	Total Payroll
Wastewater	1	Aguon, Paul S.N. Jr.	WATER-SEWER MAINT WORKER I	H	1	\$ 19,974	\$ 2,830	\$ 297	\$ 106	\$ 3,715	\$ 290	\$ 7,238	\$ 27,212
Wastewater	1	Alano, Efran M.	WATER-SEWER MAINT WORKER I	I	12	\$ 34,368	\$ 2,830	\$ 446	\$ 106	\$ 6,392	\$ 498	\$ 10,272	\$ 44,640
Wastewater	1	Baza, Vicente B.	WATER-SEWER MAINT WORKER I	I	14	\$ 36,816	\$ 2,830	\$ -	\$ 106	\$ 6,848	\$ 534	\$ 10,317	\$ 47,133
Wastewater	1	Cruz, Michelangelo Paul A.	WATER-SEWER MAINT WORKER I	H	1	\$ 19,974	\$ 1,253	\$ 148	\$ 106	\$ 3,715	\$ 290	\$ 5,512	\$ 25,486
Wastewater	1	Flores, Ricky H	PLUMBER II	I	11	\$ 33,206	\$ -	\$ -	\$ 106	\$ 6,176	\$ 481	\$ 6,764	\$ 39,970
Wastewater	1	Mesa, Joey M.	WASTEWATER MAINT MECHANIC	I	12	\$ 34,368	\$ 2,830	\$ 297	\$ 106	\$ 6,392	\$ 498	\$ 10,124	\$ 44,492
Wastewater	1	Mundo, Raymond A.	WATER-SEWER MAINT WORKER I	I	13	\$ 35,571	\$ 2,830	\$ 297	\$ 106	\$ 6,616	\$ 516	\$ 10,365	\$ 45,936
Wastewater	1	Paulino Jr., Luis L.G.	WATER-SEWER MAINT WORKER I	I	8	\$ 29,944	\$ -	\$ -	\$ 106	\$ 5,570	\$ 434	\$ 6,110	\$ 36,054
Wastewater	1	Paulino Manuel T. Jr	TRADES HELPER	D	1	\$ 15,840	\$ 3,607	\$ 446	\$ 106	\$ 2,846	\$ 230	\$ 7,334	\$ 23,174
Wastewater	1	Perez, Raymond M.	WATER-SEWER MAINT WORKER I	I	4	\$ 25,399	\$ 1,253	\$ 148	\$ 106	\$ 4,724	\$ 368	\$ 6,600	\$ 31,989
Wastewater	1	Quintanilla Raymond C.	TRADES HELPER	D	1	\$ 15,840	\$ 3,607	\$ 446	\$ 106	\$ 2,948	\$ 230	\$ 7,334	\$ 23,174
Wastewater	1	Tones, Brian K.	WATER-SEWER MAINT WORKER I	H	3	\$ 22,471	\$ -	\$ -	\$ 106	\$ 4,180	\$ 326	\$ 4,611	\$ 27,082
Wastewater	1					\$ 323,771	\$ 23,868	\$ 2,525	\$ 1,272	\$ 60,221	\$ 4,695	\$ 92,581	\$ 416,352

Guam Waterworks Authority
 Authorized Staffing Pattern
 FY 2002

Division	No	EMPLOYEE NAME	TITLE	PAY GRADE	STEP	Salary 02	Medical	Dental	Life	Retirement	Medicare	Total Benefits	Total Payroll
S	1	Mendiola, Rose D.	ADMINISTRATIVE ASSISTANT	J	8	\$ 32,119	\$ 3,607	\$ 446	\$ 106	\$ 5,974	\$ 466	\$ 10,598	\$ 42,717
S	1	Quichocho, Gerald S.	BLDG/EQUIP MAINT SUPT	N	6	\$ 40,383	\$ 4,083	\$ 148	\$ 106	\$ 7,511	\$ 586	\$ 12,434	\$ 52,817
						\$ 72,502	\$ 7,689	\$ 594	\$ 212	\$ 13,485	\$ 1,051	\$ 23,032	\$ 95,534

Guam Waterworks Authority
 Authorized Staffing Pattern
 FY 2002

Division	No	EMPLOYEE NAME	TITLE	PAY GRADE	STEP	Salary 02	Medical	Dental	Life	Retirement	Medicare	Total Benefits	Total Payroll
MES	1	Cruz, Alfred B.	AUTOMOTIVE MECHANIC II	I	10	\$ 32,083	\$ 2,830	\$ 297	\$ 106	\$ 5,987	\$ 465	\$ 9,666	\$ 41,749
MES	1	Evangelista, Kenneth A.	AUTOMOTIVE MECHANIC I	H	3	\$ 22,471	-	-	\$ 106	\$ 4,180	\$ 326	\$ 4,611	\$ 27,082
MES	1	Pangalinan, Anthony C.	AUTOMOTIVE MECHANIC I	H	7	\$ 26,965	\$ 2,830	\$ 297	\$ 106	\$ 5,015	\$ 391	\$ 8,640	\$ 35,605
						\$ 81,519	\$ 5,660	\$ 594	\$ 318	\$ 15,163	\$ 1,182	\$ 22,917	\$ 104,436

Guam Waterworks Authority
 Authorized Staffing Pattern
 FY 2002

Division	No	EMPLOYEE NAME	TITLE	PAY GRADE	STEP	Salary 02	Medical	Dental	Life	Retirement	Medicare	Total Benefits	Total Payroll
MES	1	Alfonque, Thernistodios A.	ELECTRICIAN II	I	5	\$ 26,736	\$ 3,607	\$ 446	\$ 106	\$ 4,973	\$ 368	\$ 9,519	\$ 36,255
MES	1	Capacia Jr., Antonio V.	ELECTRICIAN II	I	4	\$ 25,399	\$ 2,830	\$ -	\$ 106	\$ 4,724	\$ 368	\$ 8,028	\$ 33,427
MES	1	Damian, Julian M.	ELECTRICIAN II	I	3	\$ 24,062	\$ -	\$ -	\$ 106	\$ 4,476	\$ 348	\$ 4,930	\$ 28,992
MES	1	Gumabotao, Elias S.	ELECTRICIAN LEADER	J	11	\$ 35,618	\$ 2,830	\$ -	\$ 106	\$ 6,825	\$ 518	\$ 10,077	\$ 45,695
MES	1	Jardei, Victor A.	ELECTRICIAN I	H	6	\$ 25,967	\$ 1,253	\$ 148	\$ 106	\$ 4,830	\$ 377	\$ 6,714	\$ 32,681
MES	1	Lujan, Joseph E.	WELDER II	I	12	\$ 34,368	\$ 2,830	\$ 297	\$ 106	\$ 6,392	\$ 498	\$ 10,124	\$ 44,492
MES	1	Pesson, Erdulfo S.	ELECTRICIAN II	I	3	\$ 24,062	\$ -	\$ -	\$ 106	\$ 4,476	\$ 348	\$ 4,930	\$ 28,992
						\$ 196,212	\$ 13,349	\$ 891	\$ 742	\$ 36,485	\$ 2,845	\$ 54,323	\$ 250,585

Guam Waterworks Authority
 Authorized Staffing Pattern
 FY 2002

Division	No	EMPLOYEE NAME	TITLE	PAY GRADE	STEP	Salary 02	Medical	Dental	Life	Retirement	Medicare	Total Benefits	Total Payroll
FMES	1	Gambar, Angelo N.	EQUIPMENT OPERATOR SUPV	L	6	\$ 34,476	\$ 2,830	\$ -	\$ 106	\$ 6,413	\$ 500	\$ 9,848	\$ 44,324
FMES	1	Mendiola, Melvin P.	EQUIPMENT OPERATOR II	G	4	\$ 22,234	\$ 2,830	\$ 297	\$ 106	\$ 4,136	\$ 322	\$ 7,691	\$ 29,925
FMES	1	Parrish, James T	EQUIPMENT OPERATOR IV	I	13	\$ 35,571	\$ 2,830	\$ -	\$ 106	\$ 6,816	\$ 516	\$ 10,068	\$ 45,639
FMES	1	Quenga, Bill A.	EQUIPMENT OPERATOR II	G	4	\$ 22,234	\$ 3,607	\$ 446	\$ 106	\$ 4,136	\$ 322	\$ 6,616	\$ 30,850
FMES	1	Ramos, Anthony M.	EQUIPMENT OPERATOR IV	I	6	\$ 27,805	\$ 2,830	\$ 287	\$ 106	\$ 5,172	\$ 403	\$ 8,808	\$ 36,613
						\$ 142,320	\$ 14,928	\$ 1,040	\$ 530	\$ 29,472	\$ 2,064	\$ 45,031	\$ 187,351

Guam Waterworks Authority
 Authorized Staffing Pattern
 FY 2002

Division	No	EMPLOYEE NAME	TITLE	PAY GRADE	STEP	Salary 02	Medical	Dental	Life	Retirement	Medicare	Total Benefits	Total Payroll
FMES	1	Canales, Raul A.	MAINTENANCE WORKER	H	3	\$ 22,471	\$ 1,253	\$ -	\$ 106	\$ 4,180	\$ 326	\$ 5,864	\$ 28,335
FMES	1	Deoro, Oscar C.	BUILDING CUSTODIAN	C	3	\$ 17,024	\$ 1,253	\$ -	\$ 106	\$ 3,166	\$ 247	\$ 4,772	\$ 21,796
FMES	1	Estrada, Bruce A. Jr.	CARPENTER LEADER	J	11	\$ 35,618	\$ 2,830	\$ 297	\$ 106	\$ 6,525	\$ 516	\$ 10,374	\$ 45,992
FMES	1	Mendibala, Pedro A.	REFRIGERATION MECH LEADER	J	14	\$ 39,491	\$ 1,253	\$ 148	\$ 106	\$ 7,345	\$ 573	\$ 9,425	\$ 48,916
FMES	1	Paulino, Juan S.	REFRIGERATION MECH II	I	8	\$ 29,944	\$ 1,253	\$ 148	\$ 106	\$ 5,570	\$ 434	\$ 7,511	\$ 37,455
						\$ 144,548	\$ 7,841	\$ 594	\$ 530	\$ 26,866	\$ 2,096	\$ 37,947	\$ 182,495

Guam Waterworks Authority
 Authorized Staffing Pattern
 FY 2002

POSITION TITLE	NAME OF INCUMBENT	GRADE STP	PRO FTE	SALARY	B E N E F I T S					TOTAL	TOTAL
					RETIRE	MED	LIFE	HOSP	DENT	BENEFITS	TOTAL
Instrument Mechanic Leader	Borja Peter J	J8	1	32,119	5,974	466	106	2,830	297	9,673	41,792
Instrument Mechanic II	Cruz Jose B	I8	1	29,944	5,570	434	106	2,830	297	9,237	39,181
Instrument Mechanic I	San Nicolas Jesus A	H5	1	24,968	4,644	362	106	2,830	297	8,239	33,207
Instrument Mechanic I	Sanchez Frank A	H7	1	26,965	5,015	391	106	2,830	297	8,639	35,604
				113,996	21,203	1,653	424	11,320	1,188	35,788	149,784
			333	10,306,142						2,852,627	13,158,769

GUAM WATERWORKS AUTHORITY

PART – D

Authorized Vacancies

Guam Waterworks Authority
 Authorized Vacant Positions
 FY 2002

Position	Status	Title	No	PG	Step	Salary	Retirement	Medicare	Medical	Dental	Life	Total Benefits	Total
	Vacant	Const. Inspector II	1	J	1	\$ -	\$ -	\$ -	\$ -	\$ -	\$ -	\$ -	\$ -
			1			\$ -	\$ -	\$ -	\$ -	\$ -	\$ -	\$ -	\$ -

Guam Waterworks Authority
 Authorized Vacant Positions
 FY 2002

Position	Status	Title	No	PG	Step	Salary	Retirement	Medicare	Medical	Dental	Life	Total Benefits	Total
	Vacant	Chemist I	1	K	1	\$ -	\$ -	\$ -	\$ -	\$ -	\$ -	\$ -	\$ -
			1			\$ -	\$ -	\$ -	\$ -	\$ -	\$ -	\$ -	\$ -

Guam Waterworks Authority
 Authorized Vacant Positions
 FY 2002

Position	Status	Title	No	PG	Step	Salary	Retirement	Medicare	Medical	Dental	Life	Total Benefits	Total
1	Vacant	CSR	1	H	1	\$ -	\$ -	\$ -	\$ -	\$ -	\$ -	\$ -	\$ -
1			1			\$ -	\$ -	\$ -	\$ -	\$ -	\$ -	\$ -	\$ -

Guam Waterworks Authority
 Authorized Vacant Positions
 FY 2002

Position	Status	Title	No	PG	Step	Salary	Retirement	Medicare	Medical	Dental	Life	Total Benefits	Total
	Vacant	Programmer Analyst II	1	M	1	\$ -	\$ -	\$ -	\$ -	\$ -	\$ -	\$ -	\$ -
	Vacant	Computer Technician	1	I	1	\$ -	\$ -	\$ -	\$ -	\$ -	\$ -	\$ -	\$ -
			2			\$ -	\$ -	\$ -	\$ -	\$ -	\$ -	\$ -	\$ -

Guam Waterworks Authority
 Authorized Vacant Positions
 FY 2002

Position	Status	Title	No	PG	Step	Salary	Retirement	Medicare	Medical	Dental	Life	Total Benefits	Total
	Vacant	Pump Sta. Op I	1	H	1	\$ -	\$ -	\$ -	\$ -	\$ -	\$ -	\$ -	\$ -
	Vacant	W/S Maint. Wk I	1	H	1	\$ -	\$ -	\$ -	\$ -	\$ -	\$ -	\$ -	\$ -
			2			\$ -	\$ -	\$ -	\$ -	\$ -	\$ -	\$ -	\$ -

Guam Waterworks Authority
 Authorized Vacant Positions
 FY 2002

ction	Status	Title	No	PG	Step	Salary	Retirement	Medicare	Medical	Dental	Life	Total Benefits	Total
	Vacant	W/T Supt.	1	N	1	\$ -	\$ -	\$ -	\$ -	\$ -	\$ -	\$ -	\$ -
	Vacant	W/T Supv.	1	J	1	\$ -	\$ -	\$ -	\$ -	\$ -	\$ -	\$ -	\$ -
			2			\$ -	\$ -	\$ -	\$ -	\$ -	\$ -	\$ -	\$ -

Guam Waterworks Authority
 Authorized Vacant Positions
 FY 2002

Position	Status	Title	No	PG	Step	Salary	Retirement	Medicare	Medical	Dental	Life	Total Benefits	Total
	Vacant	Electrician Supv.	1	L	1	\$ -	\$ -	\$ -	\$ -	\$ -	\$ -	\$ -	\$ -
			1			\$ -	\$ -	\$ -	\$ -	\$ -	\$ -	\$ -	\$ -

Guam Waterworks Authority
 Authorized Vacant Positions
 FY 2002

Position	Status	Title	No	PG	Step	Salary	Retirement	Medicare	Medical	Dental	Life	Total Benefits	Total
Plant Operation	Vacant	Equip Operator II	1	H	1	\$ -	\$ -	\$ -	\$ -	\$ -	\$ -	\$ -	\$ -
Plant Operation	Vacant	Equip Operator I	1	F	1	\$ -	\$ -	\$ -	\$ -	\$ -	\$ -	\$ -	\$ -
			2			\$ -	\$ -	\$ -	\$ -	\$ -	\$ -	\$ -	\$ -

Guam Waterworks Authority
 Authorized Vacant Positions
 FY 2002

Position	Status	Title	No	PG	Step	Salary	Retirement	Medicare	Medical	Dental	Life	Total Benefits	Total
Positions	Vacant	Engineering Aide	1	H	1	\$ -	\$ -	\$ -	\$ -	\$ -	\$ -	\$ -	\$ -
			1			\$ -	\$ -	\$ -	\$ -	\$ -	\$ -	\$ -	\$ -

Guam Waterworks Authority
 Authorized Vacant Positions
 FY 2002

Position	Status	Title	No	PG	Step	Salary	Retirement	Medicare	Medical	Dental	Life	Total Benefits	Total
1	Vacant	WW Operator I	1	H	1	\$ -	\$ -	\$ -	\$ -	\$ -	\$ -	\$ -	\$ -
			1			\$ -	\$ -	\$ -	\$ -	\$ -	\$ -	\$ -	\$ -

Guam Waterworks Authority
 Authorized Vacant Positions
 FY 2002

Position	Status	Title	No	PG	Step	Salary	Retirement	Medicare	Medical	Dental	Life	Total Benefits	Total
	Vacant	W/W Operator I	1	H	1	\$ -	\$ -	\$ -	\$ -	\$ -	\$ -	\$ -	\$ -
			1			\$ -	\$ -	\$ -	\$ -	\$ -	\$ -	\$ -	\$ -

Guam Waterworks Authority
 Authorized Vacant Positions
 FY 2002

Position	Status	Title	No	PG	Step	Salary	Retirement	Medicare	Medical	Dental	Life	Total Benefits	Total
Operator	Vacant	W/W Operator I	1	H	1	\$ -	\$ -	\$ -	\$ -	\$ -	\$ -	\$ -	\$ -
			1			\$ -	\$ -	\$ -	\$ -	\$ -	\$ -	\$ -	\$ -

Appropriation Classification	A	B	C	D	E
	FY 1999	FY 2000	FY 2001	FY 2002	FY 2002
	Actual Expenses	Actual Authorization	Authorized Level	GWA Request	Authorized Level
PERSONNEL SERVICES					
Salaries and Wages	\$12,023,076	\$11,135,905	\$9,678,439	\$10,670,138	\$10,306,142
Holiday Pay	\$436,156	\$322,672	\$253,339	\$280,000	\$280,000
Night Differential	\$254,067	\$179,246	\$133,358	\$148,780	\$148,780
Overtime	\$1,916,929	\$1,840,872	\$679,694	\$600,000	\$600,000
Hazardous Pay	\$734,655	\$446,396	\$264,563	\$265,709	\$265,709
Benefits	\$3,327,203	\$3,068,403	\$3,375,400	\$3,126,574	\$2,852,627
Vacant			\$1,367,420	\$297,866	\$0
TOTAL PERSONNEL SERVICES	\$18,692,086	\$16,993,494	\$15,752,213	\$15,389,067	\$14,453,258
Ratio (%)	50%	42%	43%	43%	40%
CONTRACTUAL SERVICES					
Contractual Services Other	\$1,954,002	\$2,461,918	\$2,339,909	\$2,092,110	\$2,114,110
Equipment Rental	\$1,297,261	\$3,239,133	\$1,467,372	\$769,000	\$769,000
Regulatory Commission	\$132,169	\$253,405	\$100,000	\$150,000	\$375,000
Contractual Services Laboratory	\$111,512	\$85,753	\$227,708	\$515,000	\$515,000
Contractual Services Legal	\$217,555	\$146,295	\$200,000	\$200,000	\$200,000
Contractual Services Engineering	\$15,170		\$300,000		
Contractual Services Accounting		\$601	\$40,000	\$650,000	\$650,000
Insurance	\$39,129	\$41,145	\$65,000	\$330,000	\$330,000
Advertising Expenses	\$5,527	\$47,610	\$55,000	\$50,000	\$50,000
Office Rental			\$4,800	\$4,800	\$4,800
TOTAL CONTRACTUAL SERVICES	\$3,772,325	\$6,275,860	\$4,799,789	\$4,760,910	\$5,007,910
Ratio (%)	10%	16%	13%	13%	14%
UTILITIES					
Power	\$6,791,869	\$8,244,320	\$7,786,096	\$7,489,182	\$7,489,182
Water Purchases	\$6,301,890	\$6,618,266	\$5,310,750	\$5,800,000	\$5,800,000
Telephone	\$166,724	\$185,344	\$167,700	\$101,549	\$101,549
TOTAL UTILITIES	\$13,260,483	\$15,047,930	\$13,264,546	\$13,390,731	\$13,390,731
Ratio (%)	35%	37%	36%	37%	37%
MATERIALS & SUPPLIES					
Materials & Supplies	\$1,163,540	\$1,710,660	\$1,538,928	\$1,294,164	\$1,294,164
Chemicals	\$310,955	\$254,669	\$722,573	\$500,000	\$500,000
TOTAL MATERIALS & SUPPLIES	\$1,474,495	\$1,965,329	\$2,261,501	\$1,794,164	\$1,794,164
Ratio (%)	4%	5%	6%	5%	5%
TRANSPORTATION EXPENSE	\$233,406	\$188,460	\$664,931	\$500,000	\$500,000
Ratio (%)	1%	0%	2%	1%	1%
MISCELLANEOUS	\$8,480	\$3,599	\$9,951	\$82,400	\$82,400
Ratio (%)		0%	0%	0%	0%
SPECIAL RESERVE					\$611,101
					2%
PROGRAM TOTALS	\$37,441,275	\$40,474,672	\$36,752,931	\$35,917,272	\$35,839,564
FULL TIME EQUIVALENCIES (FTEs)					
Filled Positions	364	375	314	337	333
Vacant Positions			60	16	16
TOTAL FTEs	364	375	374	353	349

6

I MINA' BENTE SAIS NA LIHESLATURAN GUAHAN

2001 (FIRST) Regular Session

Date: 9/13/01

VOTING SHEET

S Bill No. 133

Resolution No. _____

Question: _____

NAME	YEAS	NAYS	NOT VOTING/ ABSTAINED	OUT DURING ROLL CALL	ABSENT
ADA, Joseph F.	✓				
ADA, Thomas C.	✓				
AGUON, Frank B., Jr.	✓				
BROWN, Joanne M. S.	✓				
CALVO, Eddie B.	✓				
CAMACHO, Felix P.	✓				
CHARFAUROS, Mark C.	✓				
FORBES, Mark	✓				
KASPERBAUER, Lawrence F.	✓				
LEON GUERRERO, Lourdes A.	✓				
MOYLAN, Kaleo S.	✓				
PANGELINAN, Vicente C.	✓				
SANTOS, Angel L.G.	✓				
UNPINGCO, Antonio R.	✓				
WON PAT, Judith T.	✓				

TOTAL

15 0 0 0 0

CERTIFIED TRUE AND CORRECT:

Clerk of the Legislature

* 3 Passes = No vote
EA = Excused Absence